



# Club Health Assessment for District 201N1 through December 2024

			Status	Membership							Reports					Finance		LCIF
Club Number	Club Name	Charter Date		Current Member Count	YTD Members Added	YTD Members Dropped	YTD Net Growth	YTD Net Growth%	Member Count 12 Months Ago	Avg. length of service for dropped members	Months Since Last MMR ***	Yrs. Since Last Officer Report	President Rotation	Vice President Reported ****	Months Since Last Activity Report ***	Account Balance	Donations for current Fiscal Year	
			Number of times on status quo within last two years	If below 15 members appears				If net loss is greater than 20% appears			If no report in 3 months appears in	When more than one year appears in	Number of repeat terms	Notes the officers that do not have an active	If no report at 12 months appears in red			
Clubs more than two years old																		
22385	ARMIDALE	09/29/1955	Active	15	0	0	0	0.00%	15		3		2	N	SC	3	\$1,000.00	
34679	ARMIDALE DUMARESQ	11/29/1977	Active	40	3	1	2	5.26%	38	3	0		2	N	SC	5		
	Exc Award (06/30/2021)																	
54981	ARMIDALE DUVAL	10/21/1993	Active	12	0	0	0	0.00%	12		4		2	R	SC	10		
22386	ASHFORD	02/18/1970	Active	5	0	4	-4	-44.44%	10	3	2		4		P,M,VP,SC	13		
104943	AUSTRALIAN LIONSONOZ	03/11/2009	Active	34	2	1	1	3.03%	38	8	0			N	SC	9		
	Exc Award (06/30/2021, 06/30/2022, 06/30/2023)																	
133404	Australian Online & Travellers	01/03/2018	Active	21	2	0	2	10.53%	24		2		3	N		6		
31369	BARRABA	11/20/1975	Active	14	0	1	-1	-6.67%	17	9	4		2		VP,SC	6		
22387	BELLINGEN	08/25/1954	Active	16	3	4	-1	-5.88%	18	16	2		2	N	T	1		
	Exc Award (06/30/2023)																	
35813	BINGARA	06/23/1978	Active	16	0	0	0	0.00%	19		9				T,VP,SC	24+		
22390	BOGGABRI	04/25/1972	Active	26	6	0	6	30.00%	19		1		4		M,VP,SC	13		
54575	BONVILLE SAWTELL	06/09/1993	Active	20	0	1	-1	-4.76%	22	26	4		2		VP,SC	24+		
29591	BOWRAVILLE	06/27/1974	Cancelled(6*)	0	0	0	0	0.00%	10		6	1	None		P,S,T,M,VP SC	12		
45170	BUNDARRA	06/14/1985	Active	19	2	0	2	11.76%	18		3	1	None		P,S,T,M,VP SC	20		
141815	Clarence - Environment	06/29/2020	Active	23	0	6	-6	-20.69%	22	4	0		3	R	M,SC	10		
22395	COFFS HARBOUR	04/27/1953	Active	18	1	0	1	5.88%	18		5		2	R	SC	0		
	Exc Award (06/30/2023)																	
30933	COFFS HARBOUR PACIFIC CITY	06/13/1975	Active	11	0	0	0	0.00%	12		8		4	R	SC	4		
41554	COLLARENEBRI	06/22/1982	Active	10	0	0	0	0.00%	10		9			N	M,VP	1		
22397	DORRIGO PLATEAU	05/02/1968	Active	11	0	1	-1	-8.33%	13	6	5		2	N	P,M,VP	2		
22398	FORSTER TUNCURRY	04/05/1961	Active	31	1	5	-4	-11.43%	37	17	0		2	R	S,SC	2		
	Exc Award (06/30/2018, 06/30/2022)																	
22399	GLEN INNES	10/23/1953	Active	30	5	3	2	7.14%	28	4	0			N	M,SC	8		



# Club Health Assessment for District 201N1 through December 2024

			Status	Membership							Reports					Finance		LCIF
Club Number	Club Name	Charter Date		Current Member Count	YTD Members Added	YTD Members Dropped	YTD Net Growth	YTD Net Growth%	Member Count 12 Months Ago	Avg. length of service for dropped members	Months Since Last MMR ***	Yrs. Since Last Officer Report	President Rotation	Vice President Reported ****	Months Since Last Activity Report ***	Account Balance	Donations for current Fiscal Year	
			Number of times on status quo within last two years	If below 15 members appears					If net loss is greater than 20% appears			If no report in 3 months appears in	When more than one year appears in	Number of repeat terms	Notes the officers that do not have an active red	If no report in 12 months appears in red		
Exc Award (06/30/2023)																		
143629	Glen Innes Highlands Lioness	11/19/2020	Active	14	2	2	0	0.00%	18	4	1				VP,SC	1		
22402	GRAFTON	09/24/1953	Active	12	1	0	1	9.09%	11		0		6		T,VP,SC	1		
22403	GUNNEDAH	09/23/1958	Active	18	2	2	0	0.00%	18	24	3				VP	0		
22404	GUYRA	12/08/1970	Active	11	0	0	0	0.00%	11		8				M,VP,SC	2		
50461	HALLIDAYS POINT	04/19/1990	Active	30	5	0	5	20.00%	42		1				VP,SC	12		
Exc Award (06/30/2017)																		
32630	HARRINGTON	07/06/1976	Active	27	1	3	-2	-6.90%	29	5	0			N		1		\$328.59
Exc Award (06/30/2017, 06/30/2020, 06/30/2023)																		
22407	INVERELL	10/19/1953	Active	19	1	0	1	5.56%	20		5				T,VP,SC	24+		\$326.58
36497	INVERELL MACINTYRE	01/18/1979	Active	37	6	6	0	0.00%	39	4	0			N	P	4		
Exc Award (06/30/2018)																		
22409	KEMPSEY	12/12/1957	Active	7	0	3	-3	-30.00%	12	8	1	1	None		P,S,T,M,VP SC	0		
59460	KOOTINGAL	05/05/1997	Active	25	0	1	-1	-3.85%	23	2	0		2	R		0		\$1,356.43
Exc Award (06/30/2024)																		
108094	LAKE CATHIE BONNY HILLS	04/13/2010	Active	8	0	0	0	0.00%	9		8				M,VP,SC	24+		
35226	MACKSVILLE	03/29/1978	Active	13	3	0	3	30.00%	8		0		2	R		0		\$332.16
45006	MACLEAN	05/02/1985	Active	18	4	0	4	28.57%	14		1				T,VP,SC	10		
31053	MANILLA	06/30/1975	Active	10	0	0	0	0.00%	10		8	1	None		P,S,T,M,VP SC	9		\$332.16
36243	MANNING RIVER L C	11/22/1978	Active	35	3	0	3	9.38%	35		5				VP	0		\$690.04
Exc Award (06/30/2018, 06/30/2023)																		
22414	MOREE	11/11/1954	Active	21	0	1	-1	-4.55%	23	2	3			N	P,S,SC	6		
22415	MURRURUNDI	07/10/1962	Active	13	0	0	0	0.00%	11		6		2	R	SC	4		
22417	NAMBUCCA HEADS	12/07/1967	Active	32	0	1	-1	-3.03%	31	1	3		4	R		0		
22418	NARRABRI	12/12/1963	Active	22	0	1	-1	-4.35%	23	5	2		5	N	M,SC	24+		
37525	NUNDLE DISTRICT L C	09/05/1979	Active	11	0	0	0	0.00%	11		9		4		VP,SC	2		
Exc Award (06/30/2018)																		




# Club Health Assessment for District 201N1 through December 2024

			Status	Membership							Reports					Finance		LCIF
Club Number	Club Name	Charter Date		Current Member Count	YTD Members Added	YTD Members Dropped	YTD Net Growth	YTD Net Growth%	Member Count 12 Months Ago	Avg. length of service for dropped members	Months Since Last MMR ***	Yrs. Since Last Officer Report	President Rotation	Vice President Reported ****	Months Since Last Activity Report ***	Account Balance	Donations for current Fiscal Year	
			Number of times on status quo within last two years	If below 15 members appears				If net loss is greater than 20% appears			If no report in 3 months appears in	When more than one year appears in	Number of repeat terms	Notes the officers that do not have an active	If no report at 12 months appears in red			
32385	OLD BAR	06/15/1976	Active	10	0	3	-3	-23.08%	13	1	5			T,VP,SC	11			
117294	ORARA VALLEY	06/21/2012	Active	19	3	1	2	11.76%	15	12	3		2	R SC	0			
22422	PORT MACQUARIE	06/17/1959	Active	28	0	1	-1	-3.45%	27	2	2			VP,SC	7			
59960	PORT MACQUARIE TACKING POINT	09/15/1997	Active	35	3	4	-1	-2.78%	37	21	0		N	SC	0			
36402	PREMER & DISTRICT L C	12/29/1978	Active	12	0	2	-2	-14.29%	14	1	2		3	P,T,M,VP,SC	6			
22424	QUIRINDI	11/16/1967	Active	20	0	2	-2	-9.09%	23	7	0		2	T,VP,SC	3			
	Exc Award (06/30/2017)																	
41555	SOUTH TAMWORTH	06/02/1982	Active	17	0	0	0	0.00%	18		6			R SC	1			
22432	TAMWORTH	08/18/1956	Active	38	2	2	0	0.00%	38	6	2			N SC	13		\$3,321.60	
143762	Tamworth City	12/04/2020	Active	32	0	0	0	0.00%	33		7	1	None	P,S,T,M,VP SC	7			
	Exc Award (06/30/2023)																	
29593	TAMWORTH PEEL VALLEY	06/27/1974	Active	23	2	4	-2	-8.00%	27	9	0		2	N M,SC	0		\$332.60	
	Exc Award (06/30/2017, 06/30/2018)																	
22433	TAREE	09/22/1954	Active	59	0	0	0	0.00%	61		0		2	VP,SC	14			
119440	URALLA	05/31/2013	Active	6	0	5	-5	-45.45%	13	12	0		2	R M,SC	10			
121845	Urunga	04/28/2014	Active	16	0	1	-1	-5.88%	17	12	3			R SC	0			
	Exc Award (06/30/2017, 06/30/2020)																	
37374	VALLA	06/20/1979	Active	9	0	0	0	0.00%	8		4	1	None	P,S,T,M,VP SC	0		\$718.42	
	Exc Award (06/30/2017)																	
22442	WALCHA	10/14/1957	Active	15	0	0	0	0.00%	17		4			VP,SC	4			
125689	Warialda	08/25/2015	Active	7	0	0	0	0.00%	3		7		2	N	1			
22445	WAUCHOPE	02/19/1968	Active	16	0	1	-1	-5.88%	18	1	1	1	None	P,S,T,M,VP SC	10		\$664.32	
35227	WEE WAA	03/06/1978	Active	19	0	1	-1	-5.00%	20	7	2	1	None	P,S,T,M,VP SC	12			
34468	WERRIS CREEK	09/07/1977	Active	25	9	0	9	56.25%	14		3		4	VP,SC	24+			
45007	WILLOW TREE	05/02/1985	Active	8	0	0	0	0.00%	8		9	1	None	P,S,T,M,VP SC	24+			
32830	WOOLGOOLGA	10/11/1976	Active	19	0	0	0	0.00%	22		2			M,VP,SC	2			



## Club Health Assessment for District 201N1 through December 2024

		Charter Date	Status	Membership						Reports				Finance	LCIF	
Club Number	Club Name			Current Member Count	YTD Members Added	YTD Members Dropped	YTD Net Growth	YTD Net Growth%	Member Count 12 Months Ago	Avg. length of service for dropped members	Months Since Last MMR ***	Yrs. Since Last Officer Report	President Rotation	Vice President Reported ****	Months Since Last Activity Report ***	Account Balance
			Number of times on status quo within last two years	If below 15 members appears				If net loss is greater than 20% appears		If no report in 3 months appears in	When more than one year appears in	Number of repeat terms	Notes the officers that do not have an active	If no report at 12 months appears in red		
Exc Award (06/30/2020)																
29152	YAMBA	04/03/1974	Active	12	0	0	0	0.00%	11	4		3	M,VP,SC	10		

Clubs Cancelled Previous Fiscal Year – Clubs Cancelled within last 12 months may be reinstated

Club Number	Club Name	Charter Date	Current Status*	Cancellation Date
31579	CRESCENT HEAD	01/23/1976	Cancelled(6*)	09/29/2023
45171	LAURIETON INC	06/20/1985	Cancelled(6*)	07/29/2023
29592	SOUTH WEST ROCKS	06/07/1974	Cancelled(6*)	09/29/2023

Current Total Clubs Count	YTD New Clubs Count	YTD Cancelled Clubs Count	YTD Net Club Gain	Current Total Members Count	YTD Add	YTD Drop	YTD Net Growth	YTD Net Growth %	Member Count 12 Months Ago	Average Member Count Per Club	% of Clubs with less than 20 members	% No MMR in 3 Months	% No Officer Report in 12 Months	% of Clubs with balance 90+ days	Number of Clubs in Status Quo	% Status Quo Clubs in Financial Suspension	Number of Cancelled Clubs	Average Cancelled Club Age	Members Lost Due to Cancellation	% of Clubs Cancelled for Non-Financial Reasons
61	0	1	-1	1,200	72	74	-2	-0.17%	1,255	20	61%	51%	13%	0%	0	0%	1	185	0	100%

\* - P - Priority Club. Cancellation Reasons: 1-Objectives/conduct, 2-Non-active club, 5-Non-existing club, 6-Disbanding, 7-Merger, 8-Financial Suspension, 9-District/Multiple District Dues.

\*\* - Abbreviation: P-President, S-Secretary, T-Treasurer, M-Member Chairperson, VP-First Vice President, MC-Communications Chairperson, SC-Service Chairperson

\*\*\* - Abbreviation: N/R - Never reported using the Lions Clubs website, N/A - Not applicable, No password registered for the Lions Clubs website.

\*\*\*\* - Abbreviation: N - New, IP - Immediate Past, R - Repeat.



## Club Health Assessment for District 201N2 through December 2024

			Status	Membership							Reports					Finance		LCIF
Club Number	Club Name	Charter Date		Current Member Count	YTD Members Added	YTD Members Dropped	YTD Net Growth	YTD Net Growth%	Member Count 12 Months Ago	Avg. length of service for dropped members	Months Since Last MMR ***	Yrs. Since Last Officer Report	President Rotation	Vice President Reported ****	Months Since Last Activity Report ***	Account Balance	Donations for current Fiscal Year	
			Number of times on status quo within last two years	If below 15 members appears				If net loss is greater than 20% appears			If no report in 3 months appears in	When more than one year appears in	Number of repeat terms	Notes the officers that do not have an active	If no report at 12 months appears in red			
Clubs more than two years old																		
22277	AUSTINMER/THIRROUL	05/28/1959	Active	27	0	1	-1	-3.57%	28	48	3		6	N	0		\$690.04	
22280	BATEMAN'S BAY	05/12/1971	Active	25	1	2	-1	-3.85%	23	13	1				VP,SC	0		
	Exc Award (06/30/2021)																	
22455	BEGA	11/28/1960	Active	15	0	0	0	0.00%	15		2		2	R	SC	3		
22454	BEMBOKA	01/27/1966	Active	12	0	0	0	0.00%	14		6				P,S,T,M,VP SC	21		
44079	BERMAGUI & DISTRICT	06/28/1984	Active(1)	3	0	6	-6	-66.67%	9	14	0		3		M,VP,SC	10		
	Exc Award (06/30/2016)																	
29391	BERRIDALE	05/29/1974	Active	17	3	3	0	0.00%	18	7	0			N	M,SC	24+		
22282	BOMADERRY NOWRA INC	05/12/1971	Active	33	0	0	0	0.00%	30		6		2	R	VP	3		
	Exc Award (06/30/2024)																	
22457	BOMBALA	06/04/1970	Active	18	0	2	-2	-10.00%	20	9	0			R	M,SC	6	\$99.78	
	Exc Award (06/30/2024)																	
60856	BOWNING & DISTRICTS	06/04/1998	Active	8	0	0	0	0.00%	9		8		4	R	M,VP,SC	8		
22285	BOWRAL	05/10/1961	Active	7	0	0	0	0.00%	7		8		2		VP	24+	\$2,512.49	
22458	BRAIDWOOD	07/27/1965	Active	22	0	0	0	0.00%	21		8			R	SC	9		
	Exc Award (06/30/2024)																	
51007	BUNDANOON	10/18/1990	Active	14	0	0	0	0.00%	14		0			N		1		
146621	Bungendore & District	06/08/2021	Active	18	2	1	1	5.88%	15	1	0		2	N	VP,SC	0		
22288	CABRAMATTA CABRA-VALE	09/23/1969	Active	14	0	1	-1	-6.67%	15	7	4				VP,SC	7	90+ Days	
22289	CAMDEN	05/16/1961	Active	13	0	0	0	0.00%	13		9		11	R	VP,SC	0		
140592	Camden Lioness	01/02/2020	Active	20	2	1	1	5.26%	20	2	2		3	R	SC	0		
45425	CAMPBELLTOWN CITY	10/08/1985	Active	18	0	0	0	0.00%	17		6		2	N	SC	4		
22461	CANBERRA BELCONNEN	11/30/1970	Active	40	0	0	0	0.00%	40		6			N		5		
	Exc Award (06/30/2017, 06/30/2023)																	
52733	CANBERRA BRINDABELLA	03/18/1992	Active	21	0	0	0	0.00%	19		2			R		1		
	Exc Award (06/30/2017, 06/30/2018, 06/30/2020)																	



## Club Health Assessment for District 201N2 through December 2024

Club Number	Club Name	Charter Date	Status	Membership							Reports					Finance	LCIF
				Current Member Count	YTD Members Added	YTD Members Dropped	YTD Net Growth	YTD Net Growth%	Member Count 12 Months Ago	Avg. length of service for dropped members	Months Since Last MMR ***	Yrs. Since Last Officer Report	President Rotation	Vice President Reported ****	Months Since Last Activity Report ***	Account Balance	Donations for current Fiscal Year
			Number of times on status quo within last two years	If below 15 members appears				If net loss is greater than 20% appears			If no report in 3 months appears	When more than one year appears in	Number of repeat terms	Notes the officers that do not have an active	If no report at 12 months red		
22460	CANBERRA CITY A.C.T. Exc Award (06/30/2018)	06/12/1958	Active	21	2	1	1	5.00%	22	3	0			N	15		\$1,356.42
33808	CANBERRA KAMBAH Exc Award (06/30/2017, 06/30/2018, 06/30/20	04/29/1977	Active	32	1	2	-1	-3.03%	35	5	0		2	R	0		\$678.21
55924	CANBERRA LAKE TUGGERANONG Exc Award (06/30/2018, 06/30/2023, 06/30/20	06/29/1994	Active	24	4	5	-1	-4.00%	25	1	1			N	SC	3	
22462	CANBERRA VALLEY Exc Award (06/30/2024)	11/28/1962	Active	25	0	0	0	0.00%	23		0			N	2		\$69.00
22471	COOMA Exc Award (06/30/2024)	09/24/1959	Active	42	0	3	-3	-6.67%	48	2	2			N	S,SC	2	\$1,356.42
22295	CORRIMAL Exc Award (06/30/2024)	04/10/1963	Active	16	0	1	-1	-5.88%	15	9	3		5		VP,SC	0	
32968	CROOKWELL Exc Award (06/30/2016, 06/30/2021)	11/18/1976	Active	8	1	5	-4	-33.33%	14	7	0		2	N	P,M,SC	1	
22294	DAPTO Exc Award (06/30/2020, 06/30/2021, 06/30/20	11/21/1962	Active	10	0	0	0	0.00%	10		1				VP	0	
22298	FIGTREE Exc Award (06/30/2020, 06/30/2021, 06/30/20	04/21/1965	Active	41	1	0	1	2.50%	39		4			N		0	
55435	GERRINGONG Exc Award (06/30/2016, 06/30/2018)	03/21/1994	Active	40	4	6	-2	-4.76%	39	11	0			R		0	\$665.21
30936	GOULBURN CITY Exc Award (06/30/2019, 06/30/2020, 06/30/20	06/13/1975	Active	23	1	4	-3	-11.54%	26	24	1				VP,SC	5	\$66.86
67571	GUNGAHLIN Exc Award (06/30/2017, 06/30/2018)	03/25/2003	Active	22	0	3	-3	-12.00%	25	15	0		2	N	SC	0	
22481	GUNNING Exc Award (06/30/2018, 06/30/2021)	03/25/1963	P- Active	5	0	1	-1	-16.67%	4	17	0				S,T,M,VP,SC	1	
37375	HELENSBURGH L C Exc Award (06/30/2023)	06/28/1979	Active	14	1	0	1	7.69%	11		1		7	R	P,M	1	
64566	HOLROYD CITY Exc Award (06/30/2023)	06/19/2001	Active	15	0	0	0	0.00%	14		3		2	R		0	
22302	INGLEBURN	10/23/1962	Active	26	4	6	-2	-7.14%	25	2	1			N	SC	0	



# Club Health Assessment for District 201N2 through December 2024

			Status	Membership							Reports					Finance		LCIF
Club Number	Club Name	Charter Date		Current Member Count	YTD Members Added	YTD Members Dropped	YTD Net Growth	YTD Net Growth%	Member Count 12 Months Ago	Avg. length of service for dropped members	Months Since Last MMR ***	Yrs. Since Last Officer Report	President Rotation	Vice President Reported ****	Months Since Last Activity Report ***	Account Balance	Donations for current Fiscal Year	
			Number of times on status quo within last two years	If below 15 members appears				If net loss is greater than 20% appears			If no report in 3 months appears in	When more than one year appears in	Number of repeat terms	Notes the officers that do not have an active	If no report at 12 months red			
Exc Award (06/30/2021, 06/30/2024)																		
35819	JERVIS BAY	06/07/1978	Active	21	0	0	0	0.00%	21		6		3	VP	2		\$665.21	
22485	JINDABYNE	12/05/1966	Active	25	0	0	0	0.00%	25		1		2	VP,SC	8			
Exc Award (06/30/2024)																		
49974	KANGAROO VALLEY	11/20/1989	Active	18	0	0	0	0.00%	18		3		R	SC	9			
22303	KIAMA	03/12/1970	Active	52	1	4	-3	-5.45%	57	7	0			N	SC	6		
22310	LIVERPOOL	11/27/1957	Cancelled(8*)	0	0	7	-7	-100.00%	7	19	12		None	P,S,T,M,VP SC	24+	90+ Days		
39908	MACARTHUR	05/04/1981	Active	18	0	1	-1	-5.26%	18	1	2		2	R	SC	0		
39731	MARULAN	04/08/1981	Active	10	0	0	0	0.00%	9		9		5	N	T	9		
Exc Award (06/30/2021)																		
62422	MINNAMURRA	10/14/1999	Active	36	2	0	2	5.88%	36		0		2	R	SC	0		
22314	MORUYA	08/30/1973	Active	13	3	2	1	8.33%	11	16	2		5		T,M,VP,SC	6	90+ Days	
22315	MOSS VALE	11/11/1963	Active	16	3	0	3	23.08%	15		5				M,VP,SC	3		
Exc Award (06/30/2016)																		
48906	MURRUMBATEMAN	09/23/1988	Active	18	4	1	3	20.00%	15	0	1		3	N		1		
Exc Award (06/30/2021, 06/30/2023)																		
62790	NARELLAN	02/17/2000	Active	8	1	1	0	0.00%	7	6	0				VP	0		
Exc Award (06/30/2024)																		
32829	NAROOMA & DISTRICT	10/05/1976	Cancelled(6*)	0	0	0	0	0.00%	9		2		None	P,S,T,M,VP SC	6			
Exc Award (06/30/2016, 06/30/2018, 06/30/2020)																		
22492	NIMMITABEL	05/04/1970	Active	10	0	0	0	0.00%	10		30				M,VP,SC	24+		
29660	OAK FLATS	07/15/1974	Active	20	1	0	1	5.26%	16		5			IP	SC	0	90+ Days	
Exc Award (06/30/2021)																		
22496	PAMBULA-MERIMBULA	08/17/1965	Active	43	5	6	-1	-2.27%	47	1	0			N		8	\$615.32	
Exc Award (06/30/2016, 06/30/2018, 06/30/2020)																		
22498	QUEANBEYAN	05/29/1957	Active	30	1	1	0	0.00%	32	3	4			N		3		
124155	Shellharbour	02/10/2015	Cancelled(6*)	0	0	0	0	0.00%	11		6	1	None	P,S,T,M,VP SC	13			
126608	Shoalhaven Heads	01/28/2016	Active	15	0	0	0	0.00%	15		6		2		M,VP,SC	0		



## Club Health Assessment for District 201N2 through December 2024

			Membership								Reports					Finance		LCIF		
Club Number	Club Name	Charter Date		Current Member Count	YTD Members Added	YTD Members Dropped	YTD Net Growth	YTD Net Growth%	Member Count 12 Months Ago	Avg. length of service for dropped members	Months Since Last MMR ***	Yrs. Since Last Officer Report	President Rotation	Vice President Reported ****	Months Since Last Activity Report ***	Account Balance	Donations for current Fiscal Year			
			Number of times on status quo within last two years	If below 15 members appears					If net loss is greater than 20% appears			If no report in 3 months appears in	When more than one year appears in	Number of repeat terms	Notes the officers that do not have an active red	If no report at 12 months appears in				
128064	South West Sydney	06/23/2016	Active	12	0	0	0	0.00%	12		6		2	M,VP,SC	24+	90+ Days				
30895	SUSSEX INLET & DISTRICT	06/10/1975	Active	17	0	1	-1	-5.56%	20	16	5		7	R	VP,SC			0		
64757	SYDNEY BASEBALL	10/29/2001	Active	8	0	1	-1	-11.11%	9	51	1		11	M,VP,SC	24+					
22330	TAHMOOR	08/31/1972	Active	14	1	2	-1	-6.67%	16	10	0			N	M,SC			0		
Exc Award (06/30/2024)																				
22499	TATHRA	01/03/1974	Active	42	1	2	-1	-2.33%	41	9	4		2	N	M,SC			10		
22331	ULLADULLA MILTON	03/26/1963	Active	62	5	7	-2	-3.13%	66	5	0			N	VP			0		
Exc Award (06/30/2016, 06/30/2018)																				
52993	WAKELEY FAIRFIELD	04/29/1992	Cancelled(6*)	0	0	0	0	0.00%	8		3	1	None		P,S,T,M,VP SC			12		
121579	Wattle Grove	04/18/2014	Active	17	1	1	0	0.00%	17	7	1			N	P,SC			8		
Exc Award (06/30/2018)																				
22335	WOLLONGONG	03/13/1957	Active	20	3	0	3	17.65%	17		2		2	N	SC	0	90+ Days			
Exc Award (06/30/2018)																				
22337	WOONONA	02/16/1970	Active	12	1	4	-3	-20.00%	17	1	0			N	SC	6				
22508	YASS	09/03/1959	Active	19	0	0	0	0.00%	20		9		5	R		1	\$611.99			
Current Total Clubs Count	YTD New Clubs Count	YTD Cancelled Clubs Count	YTD Net Club Gain	Current Total Members Count	YTD Add	YTD Drop	YTD Net Growth	YTD Net Growth %	Member Count 12 Months Ago	Average Member Count Per Club	% of Clubs with less than 20 members	% No MMR in 3 Months	% No Officer Report in 12 Months	% of Clubs with balance 90+ days	Number of Clubs in Status Quo	% Status Quo Clubs in Financial Suspension	Number of Cancelled Clubs	Average Cancelled Club Age	Members Lost Due to Cancellation	% of Clubs Cancelled for Non-Financial Reasons
61	0	4	-4	1,285	60	95	-35	-2.65%	1,344	21	56%	41%	0%	8%	0	0%	4	39	7	75%

\* - P - Priority Club. Cancellation Reasons: 1-Objectives/conduct, 2-Non-active club, 5-Non-existing club, 6-Disbanding, 7-Merger, 8-Financial Suspension, 9-District/Multiple District Dues.

\*\* - Abbreviation: P-President, S-Secretary, T-Treasurer, M-Member Chairperson, VP-First Vice President, MC-Communications Chairperson, SC-Service Chairperson

\*\*\* - Abbreviation: N/R - Never reported using the Lions Clubs website, N/A - Not applicable, No password registered for the Lions Clubs website.

\*\*\*\* - Abbreviation: N - New, IP - Immediate Past, R - Repeat.





# Club Health Assessment for District 201N3 through December 2024

			Status	Membership							Reports					Finance		LCIF
Club Number	Club Name	Charter Date		Current Member Count	YTD Members Added	YTD Members Dropped	YTD Net Growth	YTD Net Growth%	Member Count 12 Months Ago	Avg. length of service for dropped members	Months Since Last MMR ***	Yrs. Since Last Officer Report	President Rotation	Vice President Reported ****	Months Since Last Activity Report ***	Account Balance	Donations for current Fiscal Year	
			Number of times on status quo within last two years	If below 15 members appears				If net loss is greater than 20% appears			If no report in 3 months appears in	When more than one year appears in	Number of repeat terms		Notes the officers that do not have an active	If no report at 12 months appears in red		
Clubs more than two years old																		
22383	ABERDEEN AND SCONE	07/14/1971	Active	16	0	0	0	0.00%	15		5		3	N	SC	7		
22384	ADAMSTOWN	03/30/1962	Active	26	1	2	-1	-3.70%	23	11	0				VP,SC	2		\$86.25
Exc Award (06/30/2016)																		
122643	Belmont & District	06/30/2014	Active	8	1	3	-2	-20.00%	9	1	3				M,VP,SC	12		
22391	BRANXTON	02/11/1957	Active	18	0	0	0	0.00%	19		4		2	N		4		\$326.58
108516	BULAHDELAH	05/28/2010	Active	14	0	0	0	0.00%	15		8		6	R	SC	4		
22393	CESSNOCK	04/21/1953	Active	23	0	1	-1	-4.17%	26	14	1				VP,SC	3		
105285	CESSNOCK WINE COUNTRY	04/24/2009	Active	10	2	0	2	25.00%	9		3		2	R	SC	2		\$331.22
22394	CHARLESTOWN	05/11/1960	Active	23	2	0	2	9.52%	24		3			R		0		
43525	CHARMHAVEN	02/28/1984	Active	19	0	0	0	0.00%	23		6			N	P	1		\$1,521.55
50905	CHITTAWAY BAY	08/13/1990	Active	11	1	0	1	10.00%	10		4		2		M,VP,SC	14		\$844.51
57078	CLARENCE TOWN	06/19/1995	Active	13	0	0	0	0.00%	14		10		2		VP	3		
22469	COOLAH	03/05/1963	Active	17	4	1	3	21.43%	20	50	0			R	M,SC	1		
52401	DENMAN	01/14/1992	Active	18	2	2	0	0.00%	14	2	1		7	R	T,M,SC	3		\$1,035.06
22475	DUNEDOO	11/22/1960	Active	16	0	1	-1	-5.88%	16	28	0		3	R		2		
Exc Award (06/30/2018, 06/30/2023)																		
29861	EAST MAITLAND	10/07/1974	Active	22	0	1	-1	-4.35%	24	50	2		2	N		6		\$4,069.26
61075	ELEEBANA	08/11/1998	Active	9	0	0	0	0.00%	10		2		10		T,M,VP,SC	2		
43166	ELERMORE VALE	11/09/1983	Active	23	0	0	0	0.00%	24		2			IP	SC	10		
22400	GLOUCESTER	05/01/1969	Active	11	0	1	-1	-8.33%	15	1	4		5	R	M	0		
59596	GOROKAN-KANWAL	05/23/1997	Active	11	1	1	0	0.00%	10	1	1		3	R		2		
22401	GOSFORD CITY EAST	09/09/1957	Active	26	2	0	2	8.33%	25		4				T,VP,SC	9		
	GOSFORD INC																	
41748	GREEN POINT AVOCA	07/01/1982	Active	16	0	1	-1	-5.88%	19	3	1			N	SC	11		\$653.17
40258	GWANDALAN	07/17/1981	Active	28	1	3	-2	-6.67%	24	1	1		2	N		2		\$3,450.18




## Club Health Assessment for District 201N3 through December 2024

			Status	Membership							Reports					Finance	LCIF
Club Number	Club Name	Charter Date		Current Member Count	YTD Members Added	YTD Members Dropped	YTD Net Growth	YTD Net Growth%	Member Count 12 Months Ago	Avg. length of service for dropped members	Months Since Last MMR ***	Yrs. Since Last Officer Report	President Rotation	Vice President Reported ****	Months Since Last Activity Report ***	Account Balance	Donations for current Fiscal Year
			Number of times on status quo within last two years	If below 15 members appears				If net loss is greater than 20% appears			If no report in 3 months appears in	When more than one year appears in	Number of repeat terms	Notes the officers that do not have an active	If no report at 12 months appears in red		
144896	Gwandalan Lioness	01/26/2021	Active	28	1	3	-2	-6.67%	27	1	0		2	VP,SC	0		
	Exc Award (06/30/2023)																
22412	HUNTER BUSINESS	02/03/1960	Active	9	0	0	0	0.00%	8		6		2	M,VP,SC	0		\$167.19
22421	HUNTER-WALLSEND	12/04/1967	Active	7	0	0	0	0.00%	9		8		15	VP,SC	0		
22408	JESMOND	10/29/1963	Active	27	3	1	2	8.00%	26	7	2		2	R	1		\$653.17
36920	KILLARNEY BATEAU L C	04/12/1979	Active	19	3	3	0	0.00%	19	31	0		2	R	4		
22410	KURRI KURRI	09/13/1957	Active	7	1	0	1	16.67%	6		3		4	T,VP,SC	2		
22411	MAITLAND	10/22/1953	Active	34	0	1	-1	-2.86%	32	3	0			N	P	0	
60003	MAYFIELD-WARATAH B & V IMP L C	10/01/1997	Active	13	0	0	0	0.00%	14		7		None	P,S,T,M,VP SC	24+		\$667.70
	Exc Award (06/30/2018)																
42446	MEDOWIE	03/28/1983	Active	32	3	0	3	10.34%	31		3			N	0		
37642	MORISSET	10/31/1979	Active	25	0	0	0	0.00%	26		3			VP,SC	0		\$103.51
	Exc Award (06/30/2023)																
22489	MUDGE	04/13/1961	Active	30	0	8	-8	-21.05%	29	5	1		2	R	M,VP,SC	0	
22416	MUSWELLBROOK	10/07/1956	Active	5	0	0	0	0.00%	7		4		2		M,VP,SC	12	
22419	NEWCASTLE	11/25/1954	Active	12	0	1	-1	-7.69%	13	9	4		4	R	SC	5	
22425	RAYMOND TERRACE	09/05/1956	Active	28	3	3	0	0.00%	30	4	0		2	N	0		
22428	SINGLETON	09/04/1956	Active	24	0	0	0	0.00%	24		0		2	N	1		\$67.82
143332	Singleton Lioness	11/13/2020	Active	22	0	2	-2	-8.33%	22	3	0		6	R	SC	1	\$653.17
35815	SOLDIERS POINT	06/14/1978	Active	15	10	1	9	150.00%	7	6	0		3		M,VP,SC	3	\$163.29
22430	STROUD	11/03/1955	Active	10	0	0	0	0.00%	10		6		None	P,S,T,M,VP SC	13		
22431	SWANSEA	07/11/1973	Active	13	1	0	1	8.33%	11		2		11		T,M,VP,SC	1	
22434	TEA GARDENS	04/10/1968	Active	36	1	4	-3	-7.69%	39	6	1			N	0		\$653.17
22435	TERRIGAL-WAMBERAL	09/14/1960	Active	30	6	2	4	15.38%	27	17	0		2	R	0		\$169.55
22436	THE ENTRANCE	10/03/1956	Active	27	2	2	0	0.00%	23	18	0			VP	0		\$69.00



## Club Health Assessment for District 201N3 through December 2024

			Status	Membership							Reports					Finance		LCIF
Club Number	Club Name	Charter Date		Current Member Count	YTD Members Added	YTD Members Dropped	YTD Net Growth	YTD Net Growth%	Member Count 12 Months Ago	Avg. length of service for dropped members	Months Since Last MMR ***	Yrs. Since Last Officer Report	President Rotation	Vice President Reported ****	Months Since Last Activity Report ***	Account Balance	Donations for current Fiscal Year	
			Number of times on status quo within last two years	If below 15 members appears				If net loss is greater than 20% appears			If no report in 3 months appears in	When more than one year appears in	Number of repeat terms	Notes the officers that do not have an active	If no report at 12 months red			
43781	TILLIGERRY PENINSULA LEMON T P	04/20/1984	Active	26	0	0	0	0.00%	25		6			S,T,M,VP,SC	10			
22437	TORONTO	03/18/1958	Active	18	0	2	-2	-10.00%	18	13	2			N	2			
22438	TOUKLEY	04/13/1967	Active	23	1	2	-1	-4.17%	24	6	0		2	N	2			
22441	VALENTINE	12/26/1973	Active	50	8	0	8	19.05%	38		0			VP,SC	3			
Exc Award (06/30/2022, 06/30/2023)																		
30977	WANGI	06/20/1975	Active	7	0	0	0	0.00%	8		10		None	P,S,T,M,VP SC	24+			
22444	WARNERS BAY	04/28/1966	Active	11	3	4	-1	-8.33%	11	14	3			M,VP,SC	3		\$169.55	
137839	West Maitland Centennial	04/04/2019	Active	21	0	0	0	0.00%	20		7	1	None	P,S,T,M,VP SC	10		\$133.04	
35619	WOY WOY PENINSULA L C	05/03/1978	Active	21	10	3	7	50.00%	21	6	0			N	6			
130682	Wyoming-East Gosford Centennial	05/16/2017	Active	33	1	5	-4	-10.81%	31	3	0		2	R	4		\$494.52	
22449	WYONG	10/22/1969	Active	18	3	0	3	20.00%	15		0			N	0			
Exc Award (06/30/2021)																		

Clubs Cancelled Previous Fiscal Year – Clubs Cancelled within last 12 months may be reinstated

Club Number	Club Name	Charter Date	Current Status*	Cancellation Date
145932	Northlakes Central Coast	05/20/2021	Cancelled(6*)	06/29/2024

Current Total Clubs Count	YTD New Clubs Count	YTD Cancelled Clubs Count	YTD Net Club Gain	Current Total Members Count	YTD YTD Add Drop	YTD YTD Net Growth	YTD Net Growth %	Member Count 12 Months Ago	Average Member Count Per Club	% of Clubs with less than 20 members	% No MMR in 3 Months	% No Officer Report in 12 Months	% of Clubs with balance 90+ days	Number of Clubs in Status Quo	% Status Quo Clubs in Financial Suspension	Number of Cancelled Clubs	Average Cancelled Club Age	Members Lost Due to Cancellation	% of Clubs Cancelled for Non-Financial Reasons
54	0	0	0	1,059	77 64	13	1.24%	1,039	20	54%	44%	2%	0%	0	0%	0	0	0	0%

\* - P - Priority Club. Cancellation Reasons: 1-Objectives/conduct, 2-Non-active club, 5-Non-existing club, 6-Disbanding, 7-Merger, 8-Financial Suspension, 9-District/Multiple District Dues.

\*\* - Abbreviation: P-President, S-Secretary, T-Treasurer, M-Member Chairperson, VP-First Vice President, MC-Communications Chairperson, SC-Service Chairperson

\*\*\* - Abbreviation: N/R - Never reported using the Lions Clubs website, N/A - Not applicable, No password registered for the Lions Clubs website.

\*\*\*\* - Abbreviation: N - New, IP - Immediate Past, R - Repeat.




## Club Health Assessment for District 201N4 through December 2024

Club Number	Club Name	Charter Date	Status	Membership							Reports					Finance	LCIF
				Current Member Count	YTD Members Added	YTD Members Dropped	YTD Net Growth	YTD Net Growth%	Member Count 12 Months Ago	Avg. length of service for dropped members	Months Since Last MMR ***	Yrs. Since Last Officer Report	President Rotation	Vice President Reported ****	Months Since Last Activity Report ***	Account Balance	Donations for current Fiscal Year
			Number of times on status quo within last two years	If below 15 members appears				If net loss is greater than 20% appears			If no report in 3 months appears	When more than one year appears in	Number of repeat terms	Notes the officers that do not have an active	If no report at 12 months red		
<b>Clubs less than two years old</b>																	
154169	Calare Veterans and First Responders	06/02/2023	Active	13	1	3	-2	-13.33%	24	1	0		2	N	0		
<b>Clubs more than two years old</b>																	
40163	ARDLETHAN	06/30/1981	Active	8	0	0	0	0.00%	7		6		6	P,S,VP	24+		
22453	BATHURST	04/08/1960	Active	44	2	6	-4	-8.33%	50	9	0			R	P,SC	0	
	Exc Award (06/30/2020)																
28063	BINNAWAY	02/18/1974	Active	10	1	2	-1	-9.09%	12	27	0		6	R	T,VP,SC	24+	
62163	BOOROWA	06/23/1999	Active	13	0	0	0	0.00%	14		7		2	R	SC	0	
22466	CANOWINDRA	06/27/1966	Active	18	1	0	1	5.88%	21		4			N	P,M,VP,SC	5	
22468	COLEAMBALLY	07/12/1972	Active	29	1	1	0	0.00%	30	0	5				VP,SC	10	
29392	CONDOBOLIN NSW	05/29/1974	Active	6	0	0	0	0.00%	7		6		5		M,VP	24+	
36743	COOLAMON	03/08/1979	Active	20	0	0	0	0.00%	18		8			N	P	11	
22470	COONAMBLE	05/02/1963	Active	10	0	1	-1	-9.09%	12	41	4		7		P,T,M,VP,SC	24+	
22472	COOTAMUNDRA	10/30/1962	Active	24	0	0	0	0.00%	27		5			N		2	
22473	COWRA	10/12/1961	Active	17	0	1	-1	-5.56%	16	11	2		2	R	SC	0	
45378	CUDAL CARGO	09/23/1985	Active	18	0	0	0	0.00%	18		8				VP,SC	17	
22474	DUBBO N S W	02/15/1957	Active	15	0	2	-2	-11.76%	16	10	5		2	R	M	15	
101423	FORBES AND DISTRICT	03/14/2008	Active	14	0	0	0	0.00%	16		5		2	R	SC	1	\$339.11
40905	GEURIE	02/16/1982	Active	15	1	0	1	7.14%	15		3				M,VP	24+	
34680	GILGANDRA	11/09/1977	Active	20	3	0	3	17.65%	17		1		2	N	SC	9	\$299.34
35816	GRENFELL	06/07/1978	Active	13	1	1	0	0.00%	13	2	1				P,VP,SC	19	
22479	GRIFFITH	03/27/1963	Active	40	1	4	-3	-6.98%	46	26	0		2	N	SC	0	\$1,416.22
47527	GULARGAMBONE	06/22/1987	Active	16	0	1	-1	-5.88%	20	7	3		3		VP	24+	
22480	GUNDAGAI	04/24/1973	Active	12	1	1	0	0.00%	12	33	1		3		P,T,M,VP,SC	24+	
22483	HILLSTON	03/25/1965	Active	11	0	0	0	0.00%	10		7		4	N	VP,SC	2	



## Club Health Assessment for District 201N4 through December 2024

			Status	Membership							Reports					Finance	LCIF
Club Number	Club Name	Charter Date		Current Member Count	YTD Members Added	YTD Members Dropped	YTD Net Growth	YTD Net Growth%	Member Count 12 Months Ago	Avg. length of service for dropped members	Months Since Last MMR ***	Yrs. Since Last Officer Report	President Rotation	Vice President Reported ****	Months Since Last Activity Report ***	Account Balance	Donations for current Fiscal Year
			Number of times on status quo within last two years	If below 15 members appears				If net loss is greater than 20% appears			If no report in 3 months appears in	When more than one year appears in	Number of repeat terms	Notes the officers that do not have an active	If no report at 12 months red		
Exc Award (06/30/2018)																	
29417	JUNEE	05/31/1974	Active	20	1	1	0	0.00%	21	2	2			VP,SC	4		
22486	LEETON	05/01/1967	Active	19	0	1	-1	-5.00%	22	4	0		2	N	S,M,SC	24+	
Exc Award (06/30/2017, 06/30/2018)																	
22584	LITHGOW	02/13/1961	Active	19	0	4	-4	-17.39%	27	11	1			VP,SC	0		
22487	MANILDRA	06/23/1972	Active	13	0	0	0	0.00%	13		9		2		M,VP,SC	24+	
31870	MOUNT PANORAMA	03/15/1976	Active	29	1	1	0	0.00%	29	22	0		2	R	SC	0	90+ Days \$828.04
22490	NARRANDERA	08/21/1963	Active	17	0	0	0	0.00%	19		7			R	M,SC	24+	
22491	NARROMINE	06/05/1953	Active	19	0	0	0	0.00%	21		7				VP,SC	4	\$665.21
22493	NYNGAN	09/30/1955	Cancelled(6*)	0	0	0	0	0.00%	5		6		11		P,T,M,VP,SC	24+	
22495	ORANGE	09/25/1958	Active	18	0	3	-3	-14.29%	20	7	0				M,VP,SC	8	
33741	ORANGE CANOBOLAS	04/14/1977	Active	21	0	1	-1	-4.55%	21	48	2		2	R	SC	0	\$328.59
Exc Award (06/30/2024)																	
22500	TEMORA	10/20/1960	Active	26	0	1	-1	-3.70%	27	5	1		3		VP,SC	24+	
37177	TOORAWEEAH	05/24/1979	Active	19	0	0	0	0.00%	19		9				VP,SC	24+	
33742	TOTTENHAM	04/14/1977	Active	15	0	3	-3	-16.67%	18	13	0		3		M,VP,SC	24+	
110314	TRANGIE	02/08/2011	Active	9	0	0	0	0.00%	12		6		3	N	M,SC	24+	
33574	TUMBARUMBA	03/22/1977	Active	15	2	0	2	15.38%	13		1				VP,SC	24+	
22502	TUMUT	07/16/1970	Active	7	0	2	-2	-22.22%	11	8	3		5		VP,SC	11	\$665.21
22504	WAGGA WAGGA SOUTH WAGGA	10/16/1969	Active	35	2	3	-1	-2.78%	36	5	1				VP,SC	4	
40165	WARREN	06/30/1981	Active	12	2	0	2	20.00%	9		3		8	N	M,VP,SC	24+	
22506	WELLINGTON	11/28/1957	Active	16	7	0	7	77.78%	9		2		2		M,VP,SC	1	90+ Days
22507	WEST WYALONG	03/27/1963	Active	33	0	3	-3	-8.33%	37	14	2				VP,SC	24+	
Exc Award (06/30/2018)																	
46252	WINMALEE	05/30/1986	Active	15	2	1	1	7.14%	14	20	0		12	R	M	16	90+ Days
33452	YANCO	03/15/1977	Cancelled(6*)	0	0	0	0	0.00%	12		6	1	None		P,S,T,M,VP SC	24+	



Club Health Assessment for District 201N4 through December 2024

					Membership										Reports				Finance		LCIF			
Club Number	Club Name	Charter Date					Status		Current		YTD	YTD	YTD	YTD	Member	Avg. length	Months Since Last MMR ***	Yrs. Since Last Officer Report	President Rotation	Vice President Reported ****	Months Since Last Activity Report ***	Account Balance	Donations for current Fiscal Year	
							Member Count	Members Added	Members Dropped	Net Growth	Net Growth%	Count 12 Months Ago	of service for dropped members											
			Number of times on status quo within last two years		If below 15 members appears						If net loss is greater than 20% appears				If no report in 3 months appears in		When more than one year appears in		Number of repeat terms		Notes the officers that do not have an active		If no report at 12 months appears in red	
22509	YOUNG	06/12/1959	Active		27	5	4	1	3.85%	25	19	0			R	SC	0							
Exc Award (06/30/2023, 06/30/2024)																								
Current Total Clubs Count	YTD New Clubs Count	YTD Cancelled Clubs Count	YTD Net Club Gain	Current Total Members Count	YTD Add	YTD Drop	YTD Net Growth	YTD Net %	Member Count 12 Months Ago	Average Member Count Per Club	% of Clubs with less than 20 members	% No MMR in 3 Months	% No Officer Report in 12 Months	% of Clubs with balance 90+ days	Number of Clubs in Status Quo	% Status Quo Clubs in Financial Suspension	Number of Cancelled Clubs	Average Cancelled Club Age	Members Lost Due to Cancellation	% of Clubs Cancelled for Non-Financial Reasons				
43	0	2	-2	790	35	51	-16	-1.99%	861	18	70%	49%	0%	7%	0	0%	2	58	0	100%				

\* - P - Priority Club. Cancellation Reasons: 1-Objectives/conduct, 2-Non-active club, 5-Non-existing club, 6-Disbanding, 7-Merger, 8-Financial Suspension, 9-District/Multiple District Dues.  
\*\* - Abbreviation: P-President, S-Secretary, T-Treasurer, M-Member Chairperson, VP-First Vice President, MC-Communications Chairperson, SC-Service Chairperson  
\*\*\* - Abbreviation: N/R - Never reported using the Lions Clubs website, N/A - Not applicable, No password registered for the Lions Clubs website.  
\*\*\*\* - Abbreviation: N - New, IP - Immediate Past, R - Repeat.




# Club Health Assessment for District 201N5 through December 2024

			Status	Membership							Reports					Finance		LCIF
Club Number	Club Name	Charter Date		Current Member Count	YTD Members Added	YTD Members Dropped	YTD Net Growth	YTD Net Growth%	Member Count 12 Months Ago	Avg. length of service for dropped members	Months Since Last MMR ***	Yrs. Since Last Officer Report	President Rotation	Vice President Reported ****	Months Since Last Activity Report ***	Account Balance	Donations for current Fiscal Year	
			Number of times on status quo within last two years	If below 15 members appears					If net loss is greater than 20% appears			If no report in 3 months appears in	When more than one year appears in	Number of repeat terms	Notes the officers that do not have an active	If no report at 12 months appears in red		
Clubs less than two years old																		
153146	Sydney Bayside	02/02/2023	Active	13	0	0	0	0.00%	13		9		3	VP	13	90+ Days	\$2,034.63	
157939	Sydney Building	04/11/2024	Active	20	0	8	-8	-28.57%	0	1	0		2	VP,SC	4			
156026	Sydney Compassion	09/27/2023	Active	27	0	0	0	0.00%	28		5		2	VP,SC	1			
153570	Sydney Concord	01/30/2023	Active(1)	34	26	4	22	183.33%	12	2	1			S,VP,SC	2			
153824	Sydney Greater Bay Area	03/28/2023	Active	10	0	2	-2	-16.67%	12	2	2		3	VP	10			
154136	Sydney Harmony	04/11/2023	Active	27	5	3	2	8.00%	29	2	0		3	R	0			
Exc Award (06/30/2024)																		
153677	Sydney Star Sun	02/16/2023	Active	12	0	13	-13	-52.00%	26	1	0		3	VP	0			
156022	Sydney Sunny	09/27/2023	Active	31	10	1	9	40.91%	22	18	3		2	S,VP,SC	2			
154137	Sydney Synergy	04/18/2023	Active	5	0	4	-4	-44.44%	12	2	0		3	S,T,VP,SC	12			
153901	The Hills Shire	03/16/2023	Active(1)	0	0	26	-26	-100.00%	26	2	0		None	P,S,T,M,VP SC	0			
Clubs more than two years old																		
22599	BALGOWLAH	12/15/1961	Active	12	1	2	-1	-7.69%	16	20	0			VP,SC	0	\$1,035.06	\$2,396.69	
Exc Award (06/30/2019, 06/30/2021)																		
22561	BAULKHAM HILLS	01/19/1961	Active	13	0	0	0	0.00%	16		6		N	SC	0			
Exc Award (06/30/2023)																		
22563	BEROWRA	12/26/1972	Active	19	0	1	-1	-5.00%	19	9	2			VP,SC	3			
Exc Award (06/30/2018, 06/30/2020)																		
22564	BLACKTOWN CITY	09/22/1960	Active	28	2	1	1	3.70%	33	2	0		R		0			
Exc Award (06/30/2017, 06/30/2020, 06/30/2021)																		
127158	Blacktown Ponds	03/30/2016	Active	78	4	50	-46	-37.10%	102	3	0		2	R	0			
Exc Award (06/30/2018, 06/30/2019, 06/30/2020)																		
22283	BONDI	07/19/1956	Active	15	0	3	-3	-16.67%	18	22	0		6	VP	0	\$13,304.14		
56119	BURWOOD AND STRATHFIELD	09/28/1994	Active	15	0	2	-2	-11.76%	13	2	0		2	VP	2			
Exc Award (06/30/2022, 06/30/2024)																		
37444	CAMBRIDGE PARK	07/24/1979	Active	13	0	2	-2	-13.33%	16	2	0		2	N	1			




# Club Health Assessment for District 201N5 through December 2024

			Status	Membership							Reports					Finance		LCIF
Club Number	Club Name	Charter Date		Current Member Count	YTD Members Added	YTD Members Dropped	YTD Net Growth	YTD Net Growth%	Member Count 12 Months Ago	Avg. length of service for dropped members	Months Since Last MMR ***	Yrs. Since Last Officer Report	President Rotation	Vice President Reported ****	Months Since Last Activity Report ***	Account Balance	Donations for current Fiscal Year	
			Number of times on status quo within last two years	If below 15 members appears				If net loss is greater than 20% appears			If no report in 3 months appears in	When more than one year appears in	Number of repeat terms	Notes the officers that do not have an active	If no report at 12 months appears in red			
Exc Award (06/30/2021, 06/30/2022)																		
22278	CANTERBURY-BANKSTOWN	03/28/1956	Active	22	1	4	-3	-12.00%	23	1	1			N	1			
22567	CARLINGFORD DUNDAS	08/27/1963	Active	24	0	4	-4	-14.29%	27	26	1		2	VP	7			
Exc Award (06/30/2017)																		
22566	CASTLE HILL	04/05/1971	Active	26	0	4	-4	-13.33%	31	28	0			VP,SC	0			
Exc Award (06/30/2023)																		
111475	CHATSWOOD EXECUTIVE BUSINESS	06/23/2011	Active	25	4	1	3	13.64%	23	1	4			VP,SC	2			
Exc Award (06/30/2022)																		
22605	CITY OF RYDE	09/12/1956	Active	5	4	6	-2	-28.57%	12	1	0		2	R	4			
Exc Award (06/30/2018, 06/30/2020)																		
87829	COOGEE	04/19/2005	Active	25	3	0	3	13.64%	23		2		4	R	1			
55829	CRESTWOOD	06/14/1994	Active(1)	10	1	1	0	0.00%	12	8	0		6	VP	2			
Exc Award (06/30/2016, 06/30/2017, 06/30/20)																		
22293	CRONULLA	12/13/1965	Active	15	0	1	-1	-6.25%	15	3	2			VP	2			
48358	EMU PLAINS	03/31/1988	Active	15	1	2	-1	-6.25%	16	9	2		3	R SC	1			
Exc Award (06/30/2017, 06/30/2018, 06/30/20)																		
22574	EPPING EASTWOOD	11/13/1957	Active	25	0	0	0	0.00%	25		3		2	N	0		\$65.32	
Exc Award (06/30/2021, 06/30/2024)																		
22576	FRENCHS FOREST	05/22/1961	Active	20	2	1	1	5.26%	21	11	2			R SC	2			
22300	GREENACRE	04/16/1962	Active	13	0	0	0	0.00%	11		5		3	VP	4		\$65.32	
22578	HORNSBY	07/01/1958	Active	15	0	0	0	0.00%	26		6		2	N SC	11			
Exc Award (06/30/2019, 06/30/2020, 06/30/20)																		
37445	KELLYVILLE	07/24/1979	Active	36	0	0	0	0.00%	36		1		4	N	1		\$1,380.07	
Exc Award (06/30/2021, 06/30/2022)																		
39073	KINGS LANGLEY INC	11/25/1980	Active	25	5	7	-2	-7.41%	25	4	0		2	R M,SC	0			
Exc Award (06/30/2017, 06/30/2018, 06/30/20)																		
22306	KOGARAH	10/20/1953	Active	19	3	1	2	11.76%	18	1	2		5	R	2			
22582	KU-RING-GAI	01/12/1954	Active	18	0	0	0	0.00%	18		6			N SC	5			





# Club Health Assessment for District 201N5 through December 2024

			Status	Membership							Reports					Finance		LCIF
Club Number	Club Name	Charter Date		Current Member Count	YTD Members Added	YTD Members Dropped	YTD Net Growth	YTD Net Growth%	Member Count 12 Months Ago	Avg. length of service for dropped members	Months Since Last MMR ***	Yrs. Since Last Officer Report	President Rotation	Vice President Reported ****	Months Since Last Activity Report ***	Account Balance	Donations for current Fiscal Year	
			Number of times on status quo within last two years	If below 15 members appears				If net loss is greater than 20% appears			If no report in 3 months appears in	When more than one year appears in	Number of repeat terms	Notes the officers that do not have an active	If no report at 12 months appears in red			
29312	LUGARNO NSW	05/15/1974	Active	51	1	1	0	0.00%	50	50	0			N	1			
	Exc Award (06/30/2017, 06/30/2019, 06/30/2020)																	
22586	MANLY	12/14/1955	Active	42	6	4	2	5.00%	37	3	0		2	VP	0		\$8,475.82	
	Exc Award (06/30/2016, 06/30/2017, 06/30/2020)																	
22311	MAROUBRA	09/23/1963	Active	19	2	0	2	11.76%	17		1		2	N SC	1		\$665.21	
	Exc Award (06/30/2021, 06/30/2022, 06/30/2020)																	
22588	MT DRUITT	01/09/1973	Active	11	0	0	0	0.00%	11		9			M,VP,SC	21			
65271	NEW SOUTH WALES PARLIAMENTARY	04/23/2002	Active	17	2	0	2	13.33%	16		1		2	T,VP	3			
22606	NORFOLK ISLAND	05/09/1964	Active	17	0	0	0	0.00%	17		8			M,VP,SC	9			
	Exc Award (06/30/2018)																	
52403	NORFOLK ISLAND ARTHURS VALE	01/15/1992	Active	11	0	0	0	0.00%	9		8			P,M,VP,SC	10			
	Exc Award (06/30/2021)																	
33573	OATLEY	03/22/1977	Active	31	0	2	-2	-6.06%	33	2	4		3	VP,SC	0		\$842.25	
	Exc Award (06/30/2017, 06/30/2020, 06/30/2020)																	
22593	PARRAMATTA	07/09/1958	Active	42	3	6	-3	-6.67%	48	16	0			N	3		\$534.24	
	Exc Award (06/30/2016, 06/30/2018, 06/30/2020)																	
22589	PENRITH	03/04/1957	Active	13	0	0	0	0.00%	13		1		3	VP	0			
152664	Reid	09/23/2022	Active(1)	0	0	14	-14	-100.00%	13	2	0		None	P,S,T,M,VP SC	0			
22595	RICHMOND N S W	08/12/1957	Active	44	8	2	6	15.79%	32	21	2			VP	1			
	Exc Award (06/30/2021, 06/30/2022, 06/30/2020)																	
22596	RIVERSTONE & DISTRICT L C	04/01/1971	Active	16	0	1	-1	-5.88%	18	1	5			N	0			
153072	Schofields Tallawong	11/18/2022	Active(2)	0	0	9	-9	-100.00%	18	2	0		None	P,T,VP,SC	3			
22597	ST IVES	06/06/1972	Active	13	4	4	0	0.00%	10	12	3			N	0			
	Exc Award (06/30/2024)																	
22291	SUTHERLAND SHIRE	03/05/1957	Active	7	2	15	-13	-65.00%	16	3	1		None	P,T,VP,SC	0			
151992	Sydney All Bright	08/16/2022	Active	15	0	0	0	0.00%	15		6		4	T,M,VP,SC	1			
151840	Sydney Alliance	08/04/2022	Active	5	3	0	3	150.00%	21		5			R S,SC	2			



# Club Health Assessment for District 201N5 through December 2024

			Status	Membership							Reports					Finance		LCIF
Club Number	Club Name	Charter Date		Current Member Count	YTD Members Added	YTD Members Dropped	YTD Net Growth	YTD Net Growth%	Member Count 12 Months Ago	Avg. length of service for dropped members	Months Since Last MMR ***	Yrs. Since Last Officer Report	President Rotation	Vice President Reported ****	Months Since Last Activity Report ***	Account Balance	Donations for current Fiscal Year	
			Number of times on status quo within last two years	If below 15 members appears					If net loss is greater than 20% appears		If no report in 3 months appears in	When more than one year appears in	Number of repeat terms	Notes the officers that do not have an active	If no report at 12 months appears in red			
136373	Sydney Autism Community Exc Award (06/30/2021)	09/05/2018	Active	5	0	0	0	0.00%	5		8		5	M,VP	0			
151472	Sydney Ceylon Exc Award (06/30/2024)	06/22/2022	Active	25	5	0	5	25.00%	14		3		3	R	5			
106847	SYDNEY CHAMPIONS INNER WEST L C INC Exc Award (06/30/2021, 06/30/2022)	11/02/2009	Active	13	0	1	-1	-7.14%	13	12	0		4	R	9			
56629	SYDNEY CHINESE Exc Award (06/30/2018, 06/30/2023, 06/30/2024)	03/09/1995	Active	101	12	12	0	0.00%	86	6	1		8	R	5			
131344	Sydney Chinese Business Exc Award (06/30/2023)	06/15/2017	Active(1)	13	8	3	5	62.50%	12	1	0		2	M,VP,SC	1			
127170	SYDNEY DEFENCE AND EMERGENCY SERVICES Exc Award (06/30/2022, 06/30/2024)	03/29/2016	Active	131	4	0	4	3.15%	10		4		3	N	4			
152592	Sydney Dragon Care	09/22/2022	Active(1)	0	0	13	-13	-100.00%	15	2	0		None	P,S,T,M,VP SC	1			
144060	Sydney Dream Care Exc Award (06/30/2023)	12/18/2020	Active(1)	13	0	0	0	0.00%	13		9		5	VP	10			
119612	Sydney Eye Exc Award (06/30/2022)	06/11/2013	Active	22	0	0	0	0.00%	22		6		11	R	1			
120136	Sydney Follow Your Dream Exc Award (06/30/2021, 06/30/2022, 06/30/2024)	08/13/2013	Active	45	4	1	3	7.14%	49	5	2		6	VP,SC	2		\$1,085.14	
22326	SYDNEY HOST Exc Award (06/30/2022, 06/30/2023)	12/02/1952	Active	22	3	6	-3	-12.00%	24	26	0		4	N	9			
123858	Sydney Indian Exc Award (06/30/2017)	01/05/2015	Active	16	1	12	-11	-40.74%	20	5	3		4	N	4			
60757	SYDNEY INNER WEST Exc Award (06/30/2021, 06/30/2023)	05/11/1998	Active	51	10	4	6	13.33%	46	2	0			R	0		\$5,588.45	
52402	SYDNEY JUNG-ANG	01/17/1992	Active	10	0	0	0	0.00%	10		9			VP	3			
108758	SYDNEY NEPAL HIMALAYA Exc Award (06/30/2022)	06/25/2010	Active	16	0	1	-1	-5.88%	17	3	2		4	VP,SC	1		\$65.22	



## Club Health Assessment for District 201N5 through December 2024

			Status	Membership							Reports					Finance		LCIF
Club Number	Club Name	Charter Date		Current Member Count	YTD Members Added	YTD Members Dropped	YTD Net Growth	YTD Net Growth%	Member Count 12 Months Ago	Avg. length of service for dropped members	Months Since Last MMR ***	Yrs. Since Last Officer Report	President Rotation	Vice President Reported ****	Months Since Last Activity Report ***	Account Balance	Donations for current Fiscal Year	
			Number of times on status quo within last two years	If below 15 members appears				If net loss is greater than 20% appears			If no report in 3 months appears in	When more than one year appears in	Number of repeat terms	Notes the officers that do not have an active	If no report at 12 months appears in red			
138014	Sydney New Age	05/02/2019	Active	24	2	3	-1	-4.00%	28	5	0			N	0		\$4,367.67	
	Exc Award (06/30/2021, 06/30/2023)																	
67189	SYDNEY NORTH WEST	01/23/2003	Active	24	4	2	2	9.09%	25	3	0		4	R	0			
	Exc Award (06/30/2023)																	
57984	SYDNEY PACIFIC	03/18/1996	Active	27	1	0	1	3.85%	29		0		2	R	VP	10	\$12,316.31	
	Exc Award (06/30/2018, 06/30/2023)																	
105799	SYDNEY SEASIDE	06/18/2009	Active	12	0	0	0	0.00%	16		6		13		VP,SC	1		
	Exc Award (06/30/2021)																	
115745	SYDNEY SELECTIVE	12/21/2011	Active	19	0	0	0	0.00%	22		6		2	R		10		
	Exc Award (06/30/2021, 06/30/2023)																	
120566	Sydney South Shapla Shaluk	10/17/2013	Active	5	0	0	0	0.00%	5		9		9	R		0		
127599	Sydney Sri Lankan	05/18/2016	Active	25	4	1	3	13.64%	23	0	0			N		0		
	Exc Award (06/30/2022, 06/30/2023)																	
89666	SYDNEY WARATAH	11/21/2005	Active	41	3	0	3	7.89%	30		0		3	N		1	\$65.32	
	Exc Award (06/30/2021, 06/30/2022, 06/30/2023)																	
118299	SYDNEY WEST	11/09/2012	Active	8	0	3	-3	-27.27%	11	8	2				T,VP,SC	3		
35817	TOONGABBIE SEVEN HILLS	06/29/1978	Active	23	1	0	1	4.55%	18		4		2	N		0		
	Exc Award (06/30/2021, 06/30/2023, 06/30/2024)																	
141177	Turramurra	03/12/2020	Active	10	2	4	-2	-16.67%	14	3	0		2		S,VP	0		
	Exc Award (06/30/2021)																	
22604	WEST PENNANT HILLS-CHERRYBROOK	04/28/1964	Active	26	0	2	-2	-7.14%	30	10	5		4		VP	0	\$1,010.81	
	Exc Award (06/30/2017, 06/30/2022, 06/30/2023)																	
108759	WESTERN SYDNEY	06/25/2010	Active	23	0	0	0	0.00%	23		9		2		VP,SC	0		
29314	WINSTON HILLS	05/03/1974	Active	20	0	0	0	0.00%	21		7		2	R		0	\$664.32	
	Exc Award (06/30/2018)																	



## Club Health Assessment for District 201N5 through December 2024

Club Number				Club Name				Charter Date				Status										Membership										Reports										Finance		LCIF							
												Current Member Count		YTD Members Added		YTD Members Dropped		YTD Net Growth		YTD Net Growth%		Member Count 12 Months Ago		Avg. length of service for dropped members		Months Since Last MMR ***		Yrs. Since Last Officer Report		President Rotation		Vice President Reported ****		Months Since Last Activity Report ***		Account Balance		Donations for current Fiscal Year													
												Number of times on status quo within last two years				If below 15 members appears								If net loss is greater than 20% appears				If no report in 3 months appears in				When more than one year appears in				Number of repeat terms				Notes the officers that do not have an active				If no report at 12 months appears in red							

\* - P - Priority Club. Cancellation Reasons: 1-Objectives/conduct, 2-Non-active club, 5-Non-existing club, 6-Disbanding, 7-Merger, 8-Financial Suspension, 9-District/Multiple District Dues.

\*\* - Abbreviation: P-President, S-Secretary, T-Treasurer, M-Member Chairperson, VP-First Vice President, MC-Communications Chairperson, SC-Service Chairperson

\*\*\* - Abbreviation: N/R - Never reported using the Lions Clubs website, N/A - Not applicable, No password registered for the Lions Clubs website.

\*\*\*\* - Abbreviation: N - New, IP - Immediate Past, R - Repeat.



# Club Health Assessment for District 201Q1 through December 2024

			Status	Membership							Reports					Finance		LCIF
Club Number	Club Name	Charter Date		Current Member Count	YTD Members Added	YTD Members Dropped	YTD Net Growth	YTD Net Growth%	Member Count 12 Months Ago	Avg. length of service for dropped members	Months Since Last MMR ***	Yrs. Since Last Officer Report	President Rotation	Vice President Reported ****	Months Since Last Activity Report ***	Account Balance	Donations for current Fiscal Year	
			Number of times on status quo within last two years	If below 15 members appears				If net loss is greater than 20% appears			If no report in 3 months appears in	When more than one year appears in	Number of repeat terms	Notes the officers that do not have an active	If no report at 12 months appears in red			
Clubs less than two years old																		
153823	Brisbane Taiwanese	03/01/2023	Active	28	3	5	-2	-6.67%	30	1	1		3	M,VP,SC	0			
	Exc Award (06/30/2024)																	
Clubs more than two years old																		
65265	ALGESTER PARKINSON INC.	04/23/2002	Active	26	4	0	4	18.18%	23		4		2	R	0			
77721	APPLE MAC USERS OF QLD	01/22/2004	Active	16	0	0	0	0.00%	16		0		2	M,VP,SC	1			
36601	ASHMORE L C	02/16/1979	Active	8	1	2	-1	-11.11%	10	1	1		2	VP,SC	1			
22233	BALLINA	10/28/1952	Active	18	0	0	0	0.00%	18		5		2	T,M,VP,SC	0			
47724	BALLINA EAST	09/21/1987	P- Active	6	1	2	-1	-14.29%	7	4	0		4	M,VP,SC	0			
29885	BANGALOW	10/31/1974	Active	27	6	2	4	17.39%	23	34	0		4	P,T,M,VP,SC	1			
22234	BEAUDESERT	03/16/1960	Active	22	0	0	0	0.00%	22		4			N	SC	0		
47307	BONALBO UPPER CLARENCE	05/06/1987	Active	6	0	1	-1	-14.29%	7	3	3		3	R	T,M,SC	1		
22236	BOONAH	02/15/1965	Active	18	0	0	0	0.00%	13		0		2	VP,SC	1			
23057	BRISBANE CAMP HILL CARINDALE	04/27/1966	Active	19	0	1	-1	-5.00%	31	16	0			N	0		\$133.93	
57718	BRISBANE CHINESE	01/08/1996	Active	48	3	7	-4	-7.69%	51	4	0			N	4			
	Exc Award (06/30/2021, 06/30/2023)																	
23072	BRISBANE EKIBIN	11/22/1966	Active	5	0	2	-2	-28.57%	7	23	4		5	R	1			
63670	BRISBANE HELLENIC	11/07/2000	Active	18	0	0	0	0.00%	16		6			R	M	2	\$690.04	
	Exc Award (06/30/2020)																	
23056	BRISBANE HOLLAND PARK	10/09/1968	Active	27	0	2	-2	-6.90%	26	16	3			R	SC	0		
	Exc Award (06/30/2024)																	
23062	BRISBANE MACGREGOR	11/01/1971	Active	46	3	9	-6	-11.54%	48	3	0			N	SC	7		
23061	BRISBANE MOOROOKA	05/17/1965	Active	20	2	0	2	11.11%	19		2			R	SC	0	90+ Days	
	Exc Award (06/30/2023)																	
134369	Brisbane New Civitas	04/30/2018	Active(1)	8	0	0	0	0.00%	4		5		2	M,VP,SC	1			
33456	BRISBANE PINELANDS	03/15/1977	Active	17	6	1	5	41.67%	14	13	3			N	0			



## Club Health Assessment for District 201Q1 through December 2024

			Status	Membership							Reports					Finance		LCIF
Club Number	Club Name	Charter Date		Current Member Count	YTD Members Added	YTD Members Dropped	YTD Net Growth	YTD Net Growth%	Member Count 12 Months Ago	Avg. length of service for dropped members	Months Since Last MMR ***	Yrs. Since Last Officer Report	President Rotation	Vice President Reported ****	Months Since Last Activity Report ***	Account Balance	Donations for current Fiscal Year	
			Number of times on status quo within last two years	If below 15 members appears				If net loss is greater than 20% appears			If no report in 3 months appears in	When more than one year appears in	Number of repeat terms	Notes the officers that do not have an active	If no report at 12 months red			
124336	BRISBANE UNITED ASIA BUSINESS	03/24/2015	Cancelled(6*)	0	0	0	0	0.00%	9		6		3	M,VP,SC	24+			
132379	Brisbane Zhong Hua	08/18/2017	Active	36	0	0	0	0.00%	36		2			VP,SC	1			
22238	BRUNSWICK MULLUMBIMBY	09/02/1952	Active	10	0	0	0	0.00%	12		6		6	R	SC	1		
	Exc Award (06/30/2018)																	
22239	BURLEIGH HEADS	05/26/1957	Active	20	0	1	-1	-4.76%	21	1	2		2	R	SC	1		
30741	CABARITA BEACH & POTTS BCH LC	05/15/1975	Active	13	0	0	0	0.00%	13		8			VP,SC	2			
64217	CALAMVALE	04/26/2001	Active	6	0	3	-3	-33.33%	11	4	1			VP	2			
	Exc Award (06/30/2020)																	
23070	CAPALABA	05/12/1971	Active	18	1	2	-1	-5.26%	19	1	0		3	R		0		
108217	CARRARA	05/10/2010	Active	13	0	5	-5	-27.78%	24	7	0			VP	2			
22240	CASINO	10/27/1952	Active	15	1	1	0	0.00%	17	2	0			T,M,VP,SC	1			
22244	COOLANGATTA-TWEED HEADS	10/14/1952	Active	9	1	2	-1	-10.00%	13	1	0			M,VP,SC	1			
59820	FASSIFERN	06/30/1997	Active	7	0	0	0	0.00%	12		5		12	P,M,VP,SC	1			
111060	GOLD COAST TALLEBUDGERA	05/12/2011	Active	34	0	9	-9	-20.93%	44	11	0		4	N		5		
	Exc Award (06/30/2018, 06/30/2020, 06/30/2023)																	
22247	GOONDIWINDI	06/29/1965	Active	31	0	0	0	0.00%	23		5	1	None	P,S,T,M,VP SC	1			
109568	GOONELLABAH WOLLONGBAR & DISTRICTS	11/03/2010	Active	18	0	0	0	0.00%	18		7		9	M,VP,SC	1			
106001	GREATHER MOUNT GRAVATT MANSFIELD	06/24/2009	Active	11	0	0	0	0.00%	11		0		2	VP	0		\$326.58	
65225	GRIFFITH UNIVERSITY	04/09/2002	Active	12	0	0	0	0.00%	12		1			VP,SC	0			
42000	HARRISVILLE	11/19/1982	Active	37	0	0	0	0.00%	36		8			VP,SC	1			
41381	HELENSVALE	05/13/1982	Active	29	0	2	-2	-6.45%	30	24	0			N	0		\$1,306.34	
	Exc Award (06/30/2021, 06/30/2023)																	
22248	INGLEWOOD	12/28/1971	Active	10	0	0	0	0.00%	12		8			M,VP,SC	1			
43255	KILLARNEY	12/16/1983	Active	18	2	1	1	5.88%	19	3	2			N	1			
22251	KINGSCLIFF	09/12/1957	Active	18	1	0	1	5.88%	17		2			VP,SC	6			



## Club Health Assessment for District 201Q1 through December 2024

Club Number	Club Name	Charter Date	Status	Membership							Reports					Finance	LCIF
				Current Member Count	YTD Members Added	YTD Members Dropped	YTD Net Growth	YTD Net Growth%	Member Count 12 Months Ago	Avg. length of service members	Months Since Last MMR ***	Yrs. Since Last Officer Report	President Rotation	Vice President Reported ****	Months Since Last Activity Report ***	Account Balance	Donations for current Fiscal Year
			Number of times on status quo within last two years	If below 15 members appears				If net loss is greater than 20% appears			If no report in 3 months appears in	When more than one year appears in	Number of repeat terms	Notes the officers that do not have an active	If no report at 12 months red		
22252	KYOGLE	08/26/1952	Active	26	1	2	-1	-3.70%	30	10	1			P,M,VP,SC	1		
66540	LENNOX HEAD	08/13/2002	Active	28	1	1	0	0.00%	29	10	2		4	R	SC	1	\$1,314.35
22253	LISMORE	07/01/1947	Active	30	0	0	0	0.00%	29		8			N	SC	2	\$10.00
38918	LISMORE CITY L C	09/05/1980	Active	15	0	0	0	0.00%	17		8			IP	SC	1	
131085	Logan Underwood	05/25/2017	Active	24	1	1	0	0.00%	24	1	0		2		M,VP,SC	0	
56782	LOGAN VILLAGE	04/12/1995	Active	53	7	1	6	12.77%	36	8	1			N		1	
Exc Award (06/30/2021)																	
34469	LOGAN WEST INC	09/07/1977	Active	5	6	6	0	0.00%	5	0	0		12	R	P,SC	1	
84242	MACLEAY ISLAND	10/15/2004	Active	19	8	0	8	72.73%	13		1		2	R	M,SC	1	
43911	MUDGEERABA	05/04/1984	Active	25	2	4	-2	-7.41%	23	15	0		4		M,VP,SC	4	
22258	MURWILLUMBAH	08/03/1948	Active	22	0	0	0	0.00%	23		6			N	M,SC	1	
52156	ORMEAU	11/12/1991	P- Active	11	0	6	-6	-35.29%	17	14	1		None		P,S,T,M,VP SC	1	
22261	PALM BEACH CURRUMBIN	05/26/1957	Active	28	0	5	-5	-15.15%	34	8	5			R	M,SC	1	
52651	REDLAND BAY-VICTORIA POINT	03/05/1992	Active	19	1	0	1	5.56%	15		5				VP,SC	0	\$65.72
23083	REDLAND CITY, INC. L C	06/29/1966	Active	9	0	1	-1	-10.00%	10	9	2		2		M,VP,SC	1	
49134	ROBINA	01/05/1989	Active	31	0	1	-1	-3.13%	37	17	0		3		VP	0	\$3,391.05
Exc Award (06/30/2017)																	
23084	ROCHEDALE SPRINGWOOD	05/10/1972	Active	18	2	1	1	5.88%	18	3	0		11	R		0	
30616	ROSEWOOD	04/14/1975	Active	28	0	1	-1	-3.45%	30	4	3			N	VP,SC	1	\$3,242.43
30786	RUNAWAY BAY	05/06/1975	Active	18	2	4	-2	-10.00%	18	6	0		3	R	M,VP,SC	1	\$1,314.35
Exc Award (06/30/2020)																	
22264	SOUTHPORT	10/22/1952	Active	18	2	0	2	12.50%	15		2		None		P,VP,SC	1	
34880	ST GEORGE	12/30/1977	Active	13	0	0	0	0.00%	13		8	1	None		P,S,T,M,VP SC	1	
22265	STANTHORPE	02/14/1961	Active	40	4	0	4	11.11%	34		0			N		1	\$1,306.34
23086	SUNNYBANK	04/09/1963	Active	19	0	0	0	0.00%	18		6		2	N	SC	0	
52761	TAMBORINE MOUNTAIN	03/23/1992	Active	41	1	2	-1	-2.38%	36	3	0			N	SC	1	



## Club Health Assessment for District 201Q1 through December 2024

			Status	Membership							Reports					Finance	LCIF
Club Number	Club Name	Charter Date		Current Member Count	YTD Members Added	YTD Members Dropped	YTD Net Growth	YTD Net Growth%	Member Count 12 Months Ago	Avg. length of service for dropped members	Months Since Last MMR ***	Yrs. Since Last Officer Report	President Rotation	Vice President Reported ****	Months Since Last Activity Report ***	Account Balance	Donations for current Fiscal Year
			Number of times on status quo within last two years	If below 15 members appears				If net loss is greater than 20% appears			If no report in 3 months appears in	When more than one year appears in	Number of repeat terms	Notes the officers that do not have an active	If no report at 12 months appears in red		
Exc Award (06/30/2024)																	
108936	TAMBORINE VILLAGE	07/20/2010	Active	30	1	0	1	3.45%	30		1			R S,SC	2		
22269	TENTERFIELD	06/17/1966	Active	22	1	0	1	4.76%	23		2			N M	1		
Exc Award (06/30/2021)																	
22270	TEXAS	12/09/1961	P- Active(1)	3	0	0	0	0.00%	3		8		7	M,VP,SC	1		
136257	Upper Coomera	08/22/2018	Active	9	0	3	-3	-25.00%	13	6	0			VP,SC	0		
22274	WARWICK	02/22/1958	Active	16	1	1	0	0.00%	15	37	3			N SC	1		

Clubs Cancelled Previous Fiscal Year – Clubs Cancelled within last 12 months may be reinstated

Club Number	Club Name	Charter Date	Current Status*	Cancellation Date
132569	Brisbane Vietnamese	09/05/2017	Cancelled(8*)	12/29/2023

Current Total Clubs Count	YTD New Clubs Count	YTD Cancelled Clubs Count	YTD Net Club Gain	Current Total Members Count	YTD Add	YTD Drop	YTD Net Growth	YTD Net Growth %	Member Count 12 Months Ago	Average Member Count Per Club	% of Clubs with less than 20 members	% No MMR in 3 Months	% No Officer Report in 12 Months	% of Clubs with balance 90+ days	Number of Clubs in Status Quo	% Status Quo Clubs in Financial Suspension	Number of Cancelled Clubs	Average Cancelled Club Age	Members Lost Due to Cancellation	% of Clubs Cancelled for Non-Financial Reasons
67	0	1	-1	1,368	76	100	-24	-1.72%	1,402	20	58%	39%	3%	1%	0	0%	1	16	0	0%

\* - P - Priority Club. Cancellation Reasons: 1-Objectives/conduct, 2-Non-active club, 5-Non-existing club, 6-Disbanding, 7-Merger, 8-Financial Suspension, 9-District/Multiple District Dues.

\*\* - Abbreviation: P-President, S-Secretary, T-Treasurer, M-Member Chairperson, VP-First Vice President, MC-Communications Chairperson, SC-Service Chairperson

\*\*\* - Abbreviation: N/R - Never reported using the Lions Clubs website, N/A - Not applicable, No password registered for the Lions Clubs website.

\*\*\*\* - Abbreviation: N - New, IP - Immediate Past, R - Repeat.





## Club Health Assessment for District 201Q2 through December 2024

			Status	Membership						Reports					Finance	LCIF	
Club Number	Club Name	Charter Date		Current Member Count	YTD Members Added	YTD Members Dropped	YTD Net Growth	YTD Net Growth%	Member Count 12 Months Ago	Avg. length of service for dropped members	Months Since Last MMR ***	Yrs. Since Last Officer Report	President Rotation	Vice President Reported ****	Months Since Last Activity Report ***	Account Balance	Donations for current Fiscal Year
			Number of times on status quo within last two years	If below 15 members appears				If net loss is greater than 20% appears			If no report in 3 months appears in	When more than one year appears in	Number of repeat terms	Notes the officers that do not have an active	If no report at 12 months red		
Clubs less than two years old																	
171668	Hela	05/17/2024	Active	20	0	0	0	0.00%	0		7		2	M,VP,SC	1		
Clubs more than two years old																	
22608	ATHERTON	02/24/1957	Active	22	3	0	3	15.79%	19		0			R	9		
22609	BABINDA	08/09/1971	Active	15	0	0	0	0.00%	15		6		2	M,VP,SC	8		
Exc Award (06/30/2017)																	
109560	BLUE RIVER MACKAY	11/11/2010	Active	13	2	2	0	0.00%	14	9	1			VP,SC	4	90+ Days	
23017	BOWEN	03/30/1965	Active	8	0	0	0	0.00%	8		3			M,VP,SC	0		
22610	CAIRNS	10/11/1956	Active	14	0	2	-2	-12.50%	16	31	2		R	T,M,SC	24+		
22611	CAIRNS BARRIER REEF	06/07/1961	Active	28	2	2	0	0.00%	27	1	2		N	VP	1		\$101.67
Exc Award (06/30/2021, 06/30/2023, 06/30/2024)																	
138521	Cairns Marlin Coast	06/10/2019	Active	15	1	6	-5	-25.00%	27	6	0		3	VP,SC	0		\$138.01
Exc Award (06/30/2021, 06/30/2023)																	
22612	CAIRNS TRINITY BAY	02/19/1963	Active	4	0	4	-4	-50.00%	11	24	1		3	S,T,M,VP,SC	1		
22613	CARDWELL	03/27/1968	Active	15	3	3	0	0.00%	17	3	0		2	R M,SC	0		
23020	CHARTERS TOWERS	03/17/1963	Active	17	8	1	7	70.00%	10	0	0		6	N M,SC	14		
23021	CLONCURRY	11/16/1967	Active	10	0	2	-2	-16.67%	9	1	4		4	M,VP,SC	14		
23022	COLLINSVILLE	09/23/1965	Active	15	0	0	0	0.00%	15		0		6	S,VP,SC	16		
111149	DALRYMPLE REGIONAL	06/01/2011	Active	14	0	0	0	0.00%	12		4		4	N T,SC	1		
22614	DIMBULAH	07/04/1961	Active	22	0	0	0	0.00%	23		8	1	None	P,S,T,M,VP SC	24+		
45172	EDMONTON	06/30/1985	Active	12	0	0	0	0.00%	13		9		3	R SC	0		
37084	ENDEAVOUR L C	05/09/1979	Active	28	3	0	3	12.00%	23		5		2	R M,SC	19		
22615	GORDONVALE	08/21/1968	Active	20	0	6	-6	-23.08%	24	8	0			M,VP	2		
67423	HERBERTON	03/11/2003	Active	9	0	0	0	0.00%	9		9			R M,SC	9		
145268	Herberton Lioness	03/04/2021	Active	5	0	0	0	0.00%	5		8		3	M,VP,SC	5		
23030	HOME HILL - AYR INC.	11/11/1963	Active	26	0	1	-1	-3.70%	28	6	4			N P,M,SC	1		



## Club Health Assessment for District 201Q2 through December 2024

			Status	Membership							Reports					Finance		LCIF
Club Number	Club Name	Charter Date		Current Member Count	YTD Members Added	YTD Members Dropped	YTD Net Growth	YTD Net Growth%	Member Count 12 Months Ago	Avg. length of service for dropped members	Months Since Last MMR ***	Yrs. Since Last Officer Report	President Rotation	Vice President Reported ****	Months Since Last Activity Report ***	Account Balance	Donations for current Fiscal Year	
			Number of times on status quo within last two years	If below 15 members appears				If net loss is greater than 20% appears			If no report in 3 months appears in	When more than one year appears in	Number of repeat terms	Notes the officers that do not have an active	If no report at 12 months appears in red			
Exc Award (06/30/2023)																		
124969	Hughenden	06/12/2015	Active	17	3	0	3	21.43%	12		2		2	M,VP,SC	5			
22617	INGHAM	12/05/1961	Active	39	2	0	2	5.41%	31		4			N	1			
143726	Innisfail Lioness	11/30/2020	Active	33	2	0	2	6.45%	30		2		3	R M	9			
Exc Award (06/30/2023)																		
23032	JULIA CREEK	06/23/1964	Active	9	0	0	0	0.00%	9		9		3	M,VP,SC	13			
110870	LAE	04/28/2011	Active	7	0	0	0	0.00%	7		9	1	None	P,S,T,M,VP SC	24+			
146294	Lae Lioness	05/21/2021	Active	7	1	0	1	16.67%	6		4		3	R M,SC	13	90+ Days		
23033	LEICHHARDT	02/15/1972	Active	15	3	1	2	15.38%	5	0	5		10	P,S,M,VP,SC	18			
22621	LOWER HERBERT HALIFAX	05/01/1963	Active	16	1	0	1	6.67%	16		4		3	R SC	1			
23035	MACKAY	10/07/1961	Active	24	1	1	0	0.00%	32	32	1			IP	3	90+ Days	\$66.85	
Exc Award (06/30/2019)																		
35408	MACKAY NORTHERN BEACHES	04/20/1978	P- Active	7	2	0	2	40.00%	0		1		2	T,M,VP,SC	2			
121379	Madang	02/18/2014	Active	9	0	0	0	0.00%	7		6		11	VP,SC	24+			
23037	MAGNETIC ISLAND	09/24/1962	Active	6	0	0	0	0.00%	6		9		23	M,VP,SC	24+			
22622	MALANDA	12/16/1964	Active	20	1	0	1	5.26%	19		1		7	R M,SC	14			
22623	MAREEBA	09/04/1958	Active	24	2	2	0	0.00%	21	33	0		2	R SC	0		\$133.04	
22624	MILLAA MILLAA	08/10/1967	Active	24	0	1	-1	-4.00%	24	9	3			S,T,VP,SC	0			
40166	MIRANI SUGAR VALLEY	06/30/1981	Active	23	3	0	3	15.00%	21		0			P,T,M,VP,SC	2			
37859	MISSION BEACH	12/26/1979	Active	16	1	5	-4	-20.00%	16	14	0		2	R	0		\$326.58	
22625	MOSSMAN	10/23/1962	P- Active	0	0	0	0	0.00%	0		9		None	P,S,T,M,VP SC	24+			
145747	North Queensland All Abilities	03/25/2021	Active	6	0	0	0	0.00%	8		6		5	M,VP,SC	5			
108126	PORT MORESBY CITY	04/19/2010	Active	18	1	0	1	5.88%	10		4			N M,SC	21			
23041	PROSERPINE	11/20/1968	Active	42	5	0	5	13.51%	35		0			N SC	0			
Exc Award (06/30/2023, 06/30/2024)																		
145545	Queensland Multicultural	03/17/2021	P- Active	0	0	13	-13	-100.00%	13	4	0		None	P,S,T,M,VP SC	24+			



## Club Health Assessment for District 201Q2 through December 2024

			Status	Membership							Reports					Finance		LCIF
Club Number	Club Name	Charter Date		Current Member Count	YTD Members Added	YTD Members Dropped	YTD Net Growth	YTD Net Growth%	Member Count 12 Months Ago	Avg. length of service for dropped members	Months Since Last MMR ***	Yrs. Since Last Officer Report	President Rotation	Vice President Reported ****	Months Since Last Activity Report ***	Account Balance	Donations for current Fiscal Year	
			Number of times on status quo within last two years	If below 15 members appears					If net loss is greater than 20% appears		If no report in 3 months appears in	When more than one year appears in	Number of repeat terms	Notes the officers that do not have an active	If no report at 12 months appears in red			
43912	RAVENSHOE & DISTRICT	05/22/1984	Active	8	0	1	-1	-11.11%	9	19	1			VP,SC	0			
23042	RICHMOND	04/22/1963	Active	10	0	0	0	0.00%	10		5		4	P,M,VP,SC	14			
98837	ROLLINGSTONE AND DISTRICT Exc Award (06/30/2023)	03/22/2007	Active	25	3	0	3	13.64%	19		2			N	0		\$164.29	
33375	SARINA	02/09/1977	Active	16	0	0	0	0.00%	16		9			M,VP,SC	21			
43913	TABUBIL	05/15/1984	Active	29	0	0	0	0.00%	29		9	1	None	P,S,T,M,VP SC	N/R			
60800	THURINGOWA ALICE RIVER	05/19/1998	Active	16	1	3	-2	-11.11%	17	4	1			N	0			
36602	TOLGA & DISTRICT L C	02/16/1979	Active	11	1	0	1	10.00%	10		5		4	N	0			
60734	TOWNSVILLE BARRIER REEF	05/07/1998	Active	10	0	0	0	0.00%	10		6		5	VP	0			
23048	TOWNSVILLE CASTLE HILL Exc Award (06/30/2023, 06/30/2024)	08/01/1962	Active	51	3	2	1	2.00%	54	7	0			N	0			
116711	TOWNSVILLE CENTRAL	05/02/2012	Active	10	0	0	0	0.00%	9		8		9	R	1			
23049	TOWNSVILLE CLEVELAND BAY INC	07/01/1960	P- Active	4	0	2	-2	-33.33%	9	9	1		3	M,VP,SC	17			
141666	Townsville Lioness	06/09/2020	Active	12	0	0	0	0.00%	12		8		3	M,VP,SC	0			
23050	TOWNSVILLE MT STUART	01/19/1967	Active	20	0	0	0	0.00%	23		4			N	0			
45803	TOWNSVILLE NORTHERN SUBURBS Exc Award (06/30/2023)	02/10/1986	Active	31	3	3	0	0.00%	33	9	2			N	0			
31311	TOWNSVILLE ROSS VALLEY	10/31/1975	Active	17	1	1	0	0.00%	19	0	2			N	1		\$678.21	
22630	TULLY	03/08/1971	Active	16	0	2	-2	-11.11%	18	11	1		2	N	0			
22634	WEIPA	03/04/1970	Active	5	0	0	0	0.00%	5		9	1	None	P,S,T,M,VP SC	24+			
23046	WHITSUNDAY L C	07/20/1971	Active	19	0	1	-1	-5.00%	22	1	4		3	VP	0		\$3,426.53	
45173	YUNGABURRA	06/07/1985	Active	12	0	0	0	0.00%	13		5		6	N	24+			
144341	Yungaburra Lioness	02/19/2021	Active	9	0	0	0	0.00%	8		9			M,VP,SC	15			



Club Health Assessment for District 201Q2 through December 2024

						INTERNATIONAL																	
Club Number	Club Name	Charter Date	Status		Membership								Reports				Finance		LCIF				
					Current Member Count	YTD Members Added	YTD Members Dropped	YTD Net Growth	YTD Net Growth%	Member Count 12 Months Ago	Avg. length of service for dropped members	Months Since Last MMR ***	Yrs. Since Last Officer Report	President Rotation	Vice President Reported ****	Months Since Last Activity Report ***	Account Balance	Donations for current Fiscal Year					
			Number of times on status quo within last two years		If below 15 members appears				If net loss is greater than 20% appears			If no report in 3 months appears in	When more than one year appears in	Number of repeat terms	Notes the officers that do not have an active	If no report at 12 months appears in red							
Current Total Clubs Count	YTD New Clubs Count	YTD Cancelled Clubs Count	YTD Net Club Gain	Current Total Members Count	YTD Add	YTD Drop	YTD Net Growth	YTD Net Growth %	Member Count 12 Months Ago	Average Member Count Per Club	% of Clubs with less than 20 members	% No MMR in 3 Months	% No Officer Report in 12 Months	% of Clubs with balance 90+ days	Number of Clubs in Status Quo	% Status Quo Clubs in Financial Suspension	Number of Cancelled Clubs	Average Cancelled Club Age	Members Lost Due to Cancellation	% of Clubs Cancelled for Non-Financial Reasons			
63	0	0	0	1,025	62	67	-5	-0.49%	998	16	68%	56%	6%	5%	0	0%	0	0	0	0%			

\* - P - Priority Club. Cancellation Reasons: 1-Objectives/conduct, 2-Non-active club, 5-Non-existing club, 6-Disbanding, 7-Merger, 8-Financial Suspension, 9-District/Multiple District Dues.

\*\* - Abbreviation: P-President, S-Secretary, T-Treasurer, M-Member Chairperson, VP-First Vice President, MC-Communications Chairperson, SC-Service Chairperson

\*\*\* - Abbreviation: N/R - Never reported using the Lions Clubs website, N/A - Not applicable, No password registered for the Lions Clubs website.

\*\*\*\* - Abbreviation: N - New, IP - Immediate Past, R - Repeat.



## Club Health Assessment for District 201Q3 through December 2024

			Status	Membership							Reports					Finance		LCIF
Club Number	Club Name	Charter Date		Current Member Count	YTD Members Added	YTD Members Dropped	YTD Net Growth	YTD Net Growth%	Member Count 12 Months Ago	Avg. length of service for dropped members	Months Since Last MMR ***	Yrs. Since Last Officer Report	President Rotation	Vice President Reported ****	Months Since Last Activity Report ***	Account Balance	Donations for current Fiscal Year	
			Number of times on status quo within last two years	If below 15 members appears				If net loss is greater than 20% appears			If no report in 3 months appears in	When more than one year appears in	Number of repeat terms	Notes the officers that do not have an active	If no report at 12 months red			
Clubs less than two years old																		
157850	Caboolture North	04/04/2024	Active	18	1	3	-2	-10.00%	0	1	0			VP	0		\$65.72	
Clubs more than two years old																		
32384	ALBANY CREEK Exc Award (06/30/2022)	06/15/1976	Active	14	1	0	1	7.69%	14		3			N	0		\$27.11	
22697	ASHGROVE THE GAP INC. Exc Award (06/30/2016, 06/30/2019, 06/30/20)	03/05/1968	Active	42	3	1	2	5.00%	40	10	0			R	0			
22686	BEERWAH	05/17/1967	Active	19	0	0	0	0.00%	18		1		4	N	1			
139581	Blackall Range Exc Award (06/30/2022, 06/30/2023)	08/23/2019	Active	30	2	0	2	7.14%	28		1			R	0		\$494.89	
36016	BOONDALL	08/16/1978	Active	8	0	2	-2	-20.00%	9	6	0		11	VP,SC	1			
36244	BRACKENRIDGE CENTRAL L C Exc Award (06/30/2024)	11/22/1978	Active	37	2	0	2	5.71%	36		4		2	M,VP,SC	5		\$50.00	
22687	BRIBIE ISLAND	03/19/1970	Active	30	1	3	-2	-6.25%	32	26	0		3	N	7		\$678.21	
54865	BRISBANE BRAMBLE BAY	09/10/1993	Active	14	0	0	0	0.00%	14		7		3	R	1			
39444	BRISBANE BUNYA Exc Award (06/30/2018, 06/30/2019, 06/30/20)	02/12/1981	Active	42	0	2	-2	-4.55%	44	4	1			N	0			
105492	BRISBANE INNER NORTH Exc Award (06/30/2020, 06/30/2022, 06/30/20)	05/26/2009	Active	30	2	0	2	7.14%	27		4			N	SC	0	\$138.01	
22694	BRISBANE METROPOLITAN Exc Award (06/30/2017)	07/06/1964	Active	17	1	2	-1	-5.56%	18	3	0		3	R	M,SC	17		
22701	BRISBANE NUNDAH	03/25/1969	Active	14	3	0	3	27.27%	12		3		6	VP,SC	13	90+ Days		
23063	BRISBANE OXLEY SHERWOOD Exc Award (06/30/2019, 06/30/2021)	10/04/1962	Active	14	1	2	-1	-6.67%	15	5	3		2	R	6			
37261	BRISBANE WEST	06/06/1979	Active	25	1	3	-2	-7.41%	25	4	3			N	SC	5		
22704	CALOUNDRA Exc Award (06/30/2023)	02/02/1957	Active	29	3	1	2	7.41%	28	7	0			N	0		\$1,330.41	



## Club Health Assessment for District 201Q3 through December 2024

			Status	Membership							Reports					Finance		LCIF
Club Number	Club Name	Charter Date		Current Member Count	YTD Members Added	YTD Members Dropped	YTD Net Growth	YTD Net Growth%	Member Count 12 Months Ago	Avg. length of service for dropped members	Months Since Last MMR ***	Yrs. Since Last Officer Report	President Rotation	Vice President Reported ****	Months Since Last Activity Report ***	Account Balance	Donations for current Fiscal Year	
			Number of times on status quo within last two years	If below 15 members appears				If net loss is greater than 20% appears			If no report in 3 months appears in	When more than one year appears in	Number of repeat terms	Notes the officers that do not have an active	If no report at 12 months appears in red			
133864	Caloundra West	02/21/2018	Active	18	2	1	1	5.88%	17	8	0		3	R	4	90+ Days		
66670	CECIL PLAINS	09/26/2002	Active	23	1	0	1	4.55%	22		3			R	SC		0	
	Exc Award (06/30/2023)																	
22241	CHARLEVILLE	06/05/1973	Active	19	6	0	6	46.15%	15		1		2		VP,SC		1	
22242	CHINCHILLA	06/22/1965	Active	20	0	0	0	0.00%	19		6				P,VP,SC		5	
22243	CLIFTON	09/14/1967	Active	8	1	4	-3	-27.27%	13	2	0			N	S,M,SC		7	
	Exc Award (06/30/2022, 06/30/2023)																	
29649	CROWS NEST	07/15/1974	Active	12	2	0	2	20.00%	9		3			N			2	\$665.21
	Exc Award (06/30/2023, 06/30/2024)																	
22245	DALBY	02/14/1959	Active	54	2	1	1	1.89%	52	0	0			N			0	\$1,017.32
	Exc Award (06/30/2019, 06/30/2023)																	
41557	DAYBORO	06/11/1982	Active	23	2	1	1	4.55%	22	9	1				M,VP	5		
33045	DECEPTION BAY	11/23/1976	Active	23	1	1	0	0.00%	25	3	0			N	VP	1		
22708	ENOGGERA	02/17/1965	Active	9	0	2	-2	-18.18%	12	4	0		2		VP,SC	24+		
48675	ESK	06/02/1988	Active	10	0	1	-1	-9.09%	11	9	5		2		M,VP,SC	3		
82852	FERNVALE	06/28/2004	Active	19	3	4	-1	-5.00%	22	3	1			N	SC	1	\$845.40	
54931	FOREST LAKE	10/15/1993	Active	21	0	2	-2	-8.70%	22	4	0				VP	8		
22246	GATTON	04/03/1968	Active	9	0	0	0	0.00%	8		3		10		M,VP	3		
22709	GOLDEN VALLEY KEPERRA	06/12/1972	Active	72	12	1	11	18.03%	51	1	1			N		0		
	Exc Award (06/30/2020, 06/30/2023, 06/30/2024)																	
48184	HIGHFIELDS NORTH	02/15/1988	Active	15	3	1	2	15.38%	12	10	0			N	M,SC	0		
	EASTERN DOWNS																	
29597	INALA	06/26/1974	Active	18	0	0	0	0.00%	20		5		2	N		0		
22249	IPSWICH	03/28/1962	Active	19	0	0	0	0.00%	21		0		2		VP	6	\$3,624.99	
	Exc Award (06/30/2020, 06/30/2023)																	
22250	IPSWICH REDBNK-GOODNA	03/12/1973	Active	11	0	0	0	0.00%	11		9		4		S,T,M,VP,SC	22		
37083	JANDOWAE	05/09/1979	Active	4	0	0	0	0.00%	4		3		6	N		24+	\$1,000.07	



## Club Health Assessment for District 201Q3 through December 2024

			Status	Membership						Reports					Finance		LCIF
Club Number	Club Name	Charter Date		Current Member Count	YTD Members Added	YTD Members Dropped	YTD Net Growth	YTD Net Growth%	Member Count 12 Months Ago	Avg. length of service for dropped members	Months Since Last MMR ***	Yrs. Since Last Officer Report	President Rotation	Vice President Reported ****	Months Since Last Activity Report ***	Account Balance	Donations for current Fiscal Year
			Number of times on status quo within last two years	If below 15 members appears				If net loss is greater than 20% appears			If no report in 3 months appears in	When more than one year appears in	Number of repeat terms	Notes the officers that do not have an active	If no report at 12 months appears in red		
22711	KALLANGUR	03/13/1969	Active	35	0	0	0	0.00%	35		4			N	0		\$2,070.11
	Exc Award (06/30/2022, 06/30/2024)																
37708	KILCOY	11/19/1979	Active	12	2	0	2	20.00%	9		0			IP	0		\$506.30
29651	LAIDLEY	07/15/1974	Active	11	0	0	0	0.00%	11		6		6	R	1		
40260	LAKE CURRIMUNDI-KAWANA	07/07/1981	Active	14	0	0	0	0.00%	11		5			R	0		\$197.15
	Exc Award (06/30/2024)																
22254	LOWOOD	01/03/1974	Active	28	0	0	0	0.00%	26		1		2	R	9		
42572	MALENY BLACKALL RANGE	04/15/1983	Active	37	4	3	1	2.78%	37	2	0			N	0		\$985.77
	Exc Award (06/30/2020)																
22257	MILLMERRAN	10/11/1967	Active	16	1	2	-1	-5.88%	17	10	4			R	1		
132869	Mooloolah Valley	10/19/2017	Active	17	0	0	0	0.00%	18		8		5		1		\$1,306.34
	Exc Award (06/30/2020)																
45330	MORAYFIELD & DISTRICT	08/26/1985	Active	36	1	3	-2	-5.26%	35	7	0			N	0		\$657.18
	Exc Award (06/30/2016, 06/30/2018)																
99716	NORTH LAKES	06/27/2007	Active	24	0	1	-1	-4.00%	25	5	0		2	N	1		
	Exc Award (06/30/2018)																
22260	Oakey	08/03/1960	Active	12	1	0	1	9.09%	10		3		5	N	1		
22715	PINE RIVERS	03/28/1957	Active	21	0	2	-2	-8.70%	18	1	3			N	0		
22262	PITTSWORTH	03/30/1965	Active	23	0	0	0	0.00%	21		5				0		\$653.17
	Exc Award (06/30/2017)																
38193	REDCLIFFE CENTRAL	03/06/1980	Active	29	3	0	3	11.54%	29		1		2	N	0		\$164.29
	Exc Award (06/30/2023)																
50930	REDCLIFFE KIPPA-RING	09/10/1990	Active	17	1	0	1	6.25%	16		1			N	5		
	Exc Award (06/30/2017)																
22263	ROMA	01/22/1967	Active	21	1	0	1	5.00%	21		1			N	8		\$328.59
66575	SAMFORD	08/27/2002	Active	6	0	0	0	0.00%	17		2		2	N	10		
	Exc Award (06/30/2020)																
127041	Sandstone Point	03/14/2016	Active	37	2	1	1	2.78%	31	6	0			N	3		



## Club Health Assessment for District 201Q3 through December 2024

			Status	Membership							Reports					Finance		LCIF
Club Number	Club Name	Charter Date		Current Member Count	YTD Members Added	YTD Members Dropped	YTD Net Growth	YTD Net Growth%	Member Count 12 Months Ago	Avg. length of service for dropped members	Months Since Last MMR ***	Yrs. Since Last Officer Report	President Rotation	Vice President Reported ****	Months Since Last Activity Report ***	Account Balance	Donations for current Fiscal Year	
			Number of times on status quo within last two years	If below 15 members appears			If net loss is greater than 20% appears				If no report in 3 months appears in	When more than one year appears in	Number of repeat terms	Notes the officers that do not have an active	If no report at 12 months appears in red			
Exc Award (06/30/2017, 06/30/2018, 06/30/2020)																		
22268	TAROOM	10/18/1966	Active	13	1	2	-1	-7.14%	15	19	0		2	R	M,VP	0	\$1,000.47	
133191	Teneriffe	11/20/2017	Active	32	0	0	0	0.00%	31		6		2		VP,SC	7		
Exc Award (06/30/2021)																		
22271	TOOWOOMBA	04/23/1954	Active	20	3	1	2	11.11%	20	42	0			N		1		
22272	TOOWOOMBA CITY	02/22/1966	Active	13	0	1	-1	-7.14%	14	11	0			N		0	\$228.61	
Exc Award (06/30/2023)																		
22273	TOOWOOMBA WEST	01/21/1963	Active	57	3	0	3	5.56%	54		3			N		0	\$60.00	
Exc Award (06/30/2016, 06/30/2017, 06/30/2020)																		
34881	TOOWOOMBA WILSONTON	12/13/1977	Active	26	2	1	1	4.00%	31	9	0			N		0	\$657.18	
Exc Award (06/30/2020, 06/30/2023)																		
131147	Wamuran	06/02/2017	Active	22	0	6	-6	-21.43%	40	5	0			N	P,SC	0		
Exc Award (06/30/2024)																		
29230	WANDOAN	04/30/1974	Active	7	0	0	0	0.00%	7		9		3		P,T,M,VP,SC	19		
138623	Warner Qld	06/21/2019	Cancelled(6*)	0	0	0	0	0.00%	3		6	2	None		P,S,T,M,VP SC	24+		
124700	Westbrook and District	04/27/2015	Active	18	1	0	1	5.88%	12		1			IP	SC	5		
106690	WITHCOTT HELIDON	09/28/2009	Active	9	0	0	0	0.00%	9		2			N	SC	1		
43527	WOODFORD	02/17/1984	Active	25	0	2	-2	-7.41%	27	1	0		3		VP,SC	4		

Clubs Cancelled Previous Fiscal Year – Clubs Cancelled within last 12 months may be reinstated

Club Number	Club Name	Charter Date	Current Status*	Cancellation Date
48484	BEACHMERE	04/25/1988	Cancelled(6*)	04/29/2024
23060	BRISBANE JINDALEE	12/16/1966	Cancelled(6*)	06/29/2024
22717	REDCLIFFE INC	08/01/1956	Cancelled(6*)	07/29/2023





# Club Health Assessment for District 201Q3 through December 2024

Club Number			Club Name			Charter Date			Status					Membership					Reports					Finance		LCIF
										Current Member Count	YTD Members Added	YTD Members Dropped	YTD Net Growth	YTD Net Growth%	Member Count 12 Months Ago	Avg. length of service for dropped members	Months Since Last MMR ***	Yrs. Since Last Officer Report	President Rotation	Vice President Reported ****	Months Since Last Activity Report ***	Account Balance	Donations for current Fiscal Year			
									Number of times on status quo within last two years	If below 15 members appears			If net loss is greater than 20% appears			If no report in 3 months appears in		When more than one year appears in	Number of repeat terms	Notes the officers that do not have an active		If no report at 12 months appears in red				
Current Total Clubs Count	YTD New Clubs Count	YTD Cancelled Clubs Count	YTD Net Club Gain	Current Total Members Count	YTD Add	YTD Drop	YTD Net Growth	YTD Net Growth %	Member Count 12 Months Ago	Average Member Count Per Club	% of Clubs with less than 20 members	% No MMR in 3 Months	% No Officer Report in 12 Months	% of Clubs with balance 90+ days	Number of Clubs in Status Quo	% Status Quo Clubs in Financial Suspension	Number of Cancelled Clubs	Average Cancelled Club Age	Members Lost Due to Cancellation	% of Clubs Cancelled for Non-Financial Reasons						
65	0	1	-1	1,428	82	63	19	1.35%	1,398	22	52%	40%	0%	3%	0	0%	1	166	0	100%						

\* - P - Priority Club. Cancellation Reasons: 1-Objectives/conduct, 2-Non-active club, 5-Non-existing club, 6-Disbanding, 7-Merger, 8-Financial Suspension, 9-District/Multiple District Dues.

\*\* - Abbreviation: P-President, S-Secretary, T-Treasurer, M-Member Chairperson, VP-First Vice President, MC-Communications Chairperson, SC-Service Chairperson

\*\*\* - Abbreviation: N/R - Never reported using the Lions Clubs website, N/A - Not applicable, No password registered for the Lions Clubs website.

\*\*\*\* - Abbreviation: N - New, IP - Immediate Past, R - Repeat.



## Club Health Assessment for District 201Q4 through December 2024

			Status	Membership							Reports					Finance		LCIF
Club Number	Club Name	Charter Date		Current Member Count	YTD Members Added	YTD Members Dropped	YTD Net Growth	YTD Net Growth%	Member Count 12 Months Ago	Avg. length of service for dropped members	Months Since Last MMR ***	Yrs. Since Last Officer Report	President Rotation	Vice President Reported ****	Months Since Last Activity Report ***	Account Balance	Donations for current Fiscal Year	
			Number of times on status quo within last two years	If below 15 members appears					If net loss is greater than 20% appears		If no report in 3 months appears in	When more than one year appears in	Number of repeat terms	Notes the officers that do not have an active	If no report at 12 months red			
Clubs less than two years old																		
157612	Taabinga	03/27/2024	Active	16	3	9	-6	-27.27%	0	1	0		2	M,VP,SC	1			
Clubs more than two years old																		
60914	AGNES WATER CAPTAIN COOK 1770	06/22/1998	Active	8	0	0	0	0.00%	8		9		6	T,M,VP,SC	24+			
128039	Australian Motorhoming	06/30/2016	Active	13	1	0	1	8.33%	12		3		2	VP,SC	0		\$6.57	
Exc Award (06/30/2017, 06/30/2018)																		
23054	BARGARA	03/10/1971	Active	24	1	1	0	0.00%	23	1	0		2	R	0			
Exc Award (06/30/2024)																		
37528	BIGGENDEN	09/18/1979	Active	4	0	0	0	0.00%	4		8		2	T,VP,SC	8			
78807	BLACKBUTT BENARKIN	04/26/2004	Active	23	6	0	6	35.29%	19		0			N	0		\$101.27	
23016	BLACKWATER	02/01/1968	Active	6	3	2	1	20.00%	5	1	2			N	0			
40795	BLUFF	01/08/1982	Active	6	0	0	0	0.00%	6		9		3	P,VP,SC	24+			
39293	BOYNE ISLAND	01/12/1981	Active	32	0	0	0	0.00%	28		7		4	VP,SC	0		\$1,306.34	
36921	BOYNE VALLEY L C	04/18/1979	Cancelled(6*)	0	0	0	0	0.00%	0		9	1	None	P,S,T,M,VP SC	24+			
22702	BUDERIM	09/12/1967	Active	31	1	0	1	3.33%	28		0			N	0			
23068	BUNDABERG	10/14/1964	Active	18	0	0	0	0.00%	21		1			N	0			
23069	BUNDABERG HINKLER	02/19/1970	Active	19	2	1	1	5.56%	20	1	0		2	N	0			
Exc Award (06/30/2024)																		
29659	BUNDABERG NORTH BUNDABERG	07/23/1974	Active	11	0	0	0	0.00%	13		1		5	R	0			
23018	CALLIDE VALLEY	11/03/1962	Active	13	0	0	0	0.00%	11		8		12	VP,SC	0		\$997.81	
36152	COOLUM BEACH	10/25/1978	Active	23	1	0	1	4.55%	21		4			R	0			
22706	COOROY POMONA L C	05/05/1972	Active	23	0	1	-1	-4.17%	22	11	2			N	2			
Exc Award (06/30/2023)																		
31709	DYSART	02/16/1976	Active	10	0	0	0	0.00%	10		9		13	VP,SC	24+			
33890	EIDSVOLD	05/05/1977	Active	8	1	0	1	14.29%	7		2		3	VP	24+			
23025	EMERALD	08/06/1966	Active	19	1	3	-2	-9.52%	24	10	1		4	R	8			



## Club Health Assessment for District 201Q4 through December 2024

Club Number	Club Name	Charter Date	Status	Membership							Reports					Finance	LCIF
				Current Member Count	YTD Members Added	YTD Members Dropped	YTD Net Growth	YTD Net Growth%	Member Count 12 Months Ago	Avg. length of service members	Months Since Last MMR ***	Yrs. Since Last Officer Report	President Rotation	Vice President Reported ****	Months Since Last Activity Report ***	Account Balance	Donations for current Fiscal Year
			Number of times on status quo within last two years	If below 15 members appears				If net loss is greater than 20% appears			If no report in 3 months appears	When more than one year appears in	Number of repeat terms	Notes the officers that do not have an active	If no report at 12 months red		
29968	EMU PARK	11/18/1974	Active	34	0	5	-5	-12.82%	35	1	2		3	R	1		
46253	FRASER	05/30/1986	Active	28	1	3	-2	-6.67%	30	6	0		3		VP,SC	12	
23073	GAYNDAH	06/26/1973	Active	7	0	0	0	0.00%	7		8		7	R		N/R	
60915	GLENWOOD AND DISTRICT INC	06/22/1998	Active	7	0	0	0	0.00%	8		9				S,VP,SC	0	
23075	GOOMERI	04/08/1968	Active	8	0	0	0	0.00%	11		6		2		S,M,VP,SC	24+	
36153	GRACEMERE	10/25/1978	Active	9	0	0	0	0.00%	9		6		7		VP,SC	0	
22710	GYMPIE	06/01/1961	Active	31	6	2	4	14.81%	30	2	2				VP,SC	0	
38348	GYMPIE SOUTH	04/27/1980	Active	18	0	0	0	0.00%	17		6		5	R	M,SC	2	
23076	HERVEY BAY LIONS CLUB	12/07/1965	P- Active	0	2	6	-4	-100.00%	0	1	3		None		P,S,T,M,VP SC	5	
23077	KINGAROY	12/03/1964	Active	26	3	2	1	4.00%	28	0	1			N		0	
23034	LONGREACH	10/10/1970	Active	14	0	0	0	0.00%	13		6		2		M,VP,SC	9	
143667	Longreach Thomson River	11/23/2020	Active	13	0	4	-4	-23.53%	17	1	3				VP,SC	3	
40261	MARLBOROUGH & DISTRICT	07/17/1981	Active	12	1	1	0	0.00%	13	1	2		2	N		0	
	Exc Award (06/30/2024)																
68894	MAROOCHY NORTH SHORE	06/13/2003	Active	29	0	6	-6	-17.14%	30	2	0		2	R		0	\$328.59
43256	MARY VALLEY	12/02/1983	Active	11	0	0	0	0.00%	11		9	1	None		P,S,T,M,VP SC	3	
23078	MARYBOROUGH	02/13/1963	Active	18	0	0	0	0.00%	17		8		2	N		2	
34987	MARYBOROUGH GRANVILLE	01/20/1978	Active	8	0	0	0	0.00%	8		8		2		VP,SC	24+	
46549	MARYBOROUGH MARY RIVER INC	09/05/1986	Active	16	1	3	-2	-11.11%	21	6	2		3		VP,SC	20	
23079	MIRIAM VALE	07/07/1971	Active	8	0	0	0	0.00%	8		9		None		P,S,T,M,VP SC	24+	
28203	MONTO	03/25/1974	Active	4	0	0	0	0.00%	4		8		12		P,S,T,M,VP SC	24+	
30288	MOOLOOLABA	02/13/1975	Active	19	0	1	-1	-5.00%	18	6	1			N		1	
34048	MOORE PARK	06/08/1977	Active	21	1	4	-3	-12.50%	26	17	0		None		P,T,VP,SC	5	
23023	MOURA	09/13/1967	Active	10	0	0	0	0.00%	12		6		3	R	M,SC	3	
43783	MUNDUBBERA	04/10/1984	Active	9	0	0	0	0.00%	8		7		6		VP	1	



## Club Health Assessment for District 201Q4 through December 2024

			Status	Membership							Reports					Finance	LCIF
Club Number	Club Name	Charter Date		Current Member Count	YTD Members Added	YTD Members Dropped	YTD Net Growth	YTD Net Growth%	Member Count 12 Months Ago	Avg. length of service for dropped members	Months Since Last MMR ***	Yrs. Since Last Officer Report	President Rotation	Vice President Reported ****	Months Since Last Activity Report ***	Account Balance	Donations for current Fiscal Year
			Number of times on status quo within last two years	If below 15 members appears				If net loss is greater than 20% appears			If no report in 3 months appears in	When more than one year appears in	Number of repeat terms	Notes the officers that do not have an active	If no report at 12 months appears in red		
23081	MURGON	01/22/1973	Active	8	0	0	0	0.00%	8		9		3	R P,VP	24+		
36655	NAMBOUR AND DISTRICT	02/28/1979	Active	9	0	0	0	0.00%	9		0		3	VP,SC	0		
23082	NANANGO	01/21/1956	Active	15	1	2	-1	-6.25%	15	2	2			P,M,VP,SC	9		
28157	NOOSA HEADS	03/08/1974	Active	13	0	1	-1	-7.14%	13	13	4		2	R P	15		
40665	PROSTON & DIST	12/22/1981	Active	7	0	0	0	0.00%	7		8		4	T,VP,SC	2		
23043	ROCKHAMPTON	03/25/1961	Active	11	0	0	0	0.00%	12		7		3	P,M,VP,SC	6		
23044	ROCKHAMPTON FITZROY RIVER Exc Award (06/30/2023, 06/30/2024)	11/03/1962	Active	43	1	0	1	2.38%	41		0			N	1		\$1,670.69
23045	SPRINGSURE	01/15/1974	Active	16	0	0	0	0.00%	17		8		5	R M,SC	24+		
22720	TEWANTIN NOOSA L C Exc Award (06/30/2024)	04/04/1967	Active	43	3	6	-3	-6.52%	44	10	0			N	0		
40664	THE CAVES & DISTRICT	12/21/1981	Active	19	0	1	-1	-5.00%	21	2	0			N	1		
41384	THEODORE	05/13/1982	Active	9	0	1	-1	-10.00%	13	6	4			VP	3		
46751	TIARO & DIST	12/22/1986	Active	11	1	0	1	10.00%	10		3		3	P,M,VP,SC	24+		
36829	TIN CAN BAY	03/30/1979	Active	5	2	2	0	0.00%	6	2	1		4	S,T,M,VP,SC	8		
23087	WONDAI	09/11/1956	Active	12	2	0	2	20.00%	7		3		3	T,VP,SC	24+		
38698	WOOROOLIN	06/23/1980	Active	15	0	0	0	0.00%	15		8		2	R	5		
23052	YEPPOON Exc Award (06/30/2021)	03/29/1967	Active	41	1	2	-1	-2.38%	43	41	0		2	VP,SC	0		

Clubs Cancelled Previous Fiscal Year – Clubs Cancelled within last 12 months may be reinstated

Club Number	Club Name	Charter Date	Current Status*	Cancellation Date
23074	GIN GIN	03/19/1968	Cancelled(6*)	06/29/2024
29862	ROCKHAMPTON MOUNT ARCHER	10/15/1974	Cancelled(6*)	07/29/2023
29930	WINTON	11/08/1974	Cancelled(6*)	06/29/2024



## Club Health Assessment for District 201Q4 through December 2024

Club Number      Club Name      Charter Date			Status		Membership								Reports					Finance		LCIF
					Current Member Count	YTD Members Added	YTD Members Dropped	YTD Net Growth	YTD Net Growth%	Member Count 12 Months Ago	Avg. length of service for dropped members	Months Since Last MMR ***	Yrs. Since Last Officer Report	President Rotation	Vice President Reported ****	Months Since Last Activity Report ***	Account Balance	Donations for current Fiscal Year		
			Number of times on status quo within last two years	If below 15 members appears				If net loss is greater than 20% appears			If no report in 3 months appears in	When more than one year appears in	Number of repeat terms	Notes the officers that do not have an active	If no report at 12 months appears in red					
Current Total Clubs Count	YTD New Clubs Count	YTD Cancelled Clubs Count	YTD Net Club Gain	Current Total Members Count	YTD Add	YTD Drop	YTD Net Growth	YTD Net Growth %	Member Count 12 Months Ago	Average Member Count Per Club	% of Clubs with less than 20 members	% No MMR in 3 Months	% No Officer Report in 12 Months	% of Clubs with balance 90+ days	Number of Clubs in Status Quo	% Status Quo Clubs in Financial Suspension	Number of Cancelled Clubs	Average Cancelled Club Age	Members Lost Due to Cancellation	% of Clubs Cancelled for Non-Financial Reasons
59	0	1	-1	944	46	69	-23	-2.38%	944	16	75%	54%	2%	0%	0	0%	1	200	0	100%

\* - P - Priority Club. Cancellation Reasons: 1-Objectives/conduct, 2-Non-active club, 5-Non-existing club, 6-Disbanding, 7-Merger, 8-Financial Suspension, 9-District/Multiple District Dues.

\*\* - Abbreviation: P-President, S-Secretary, T-Treasurer, M-Member Chairperson, VP-First Vice President, MC-Communications Chairperson, SC-Service Chairperson

\*\*\* - Abbreviation: N/R - Never reported using the Lions Clubs website, N/A - Not applicable, No password registered for the Lions Clubs website.

\*\*\*\* - Abbreviation: N - New, IP - Immediate Past, R - Repeat.



# Club Health Assessment for District 201C1 through December 2024

			Status	Membership							Reports					Finance		LCIF
Club Number	Club Name	Charter Date		Current Member Count	YTD Members Added	YTD Members Dropped	YTD Net Growth	YTD Net Growth%	Member Count 12 Months Ago	Avg. length of service for dropped members	Months Since Last MMR ***	Yrs. Since Last Officer Report	President Rotation	Vice President Reported ****	Months Since Last Activity Report ***	Account Balance	Donations for current Fiscal Year	
			Number of times on status quo within last two years	If below 15 members appears				If net loss is greater than 20% appears			If no report in 3 months appears in	When more than one year appears in	Number of repeat terms		Notes the officers that do not have an active	If no report at 12 months appears in red		
Clubs more than two years old																		
22644	ADELAIDE HELLENIC	06/23/1972	Active	22	0	0	0	0.00%	18		6		2	R	SC	7		
34684	ADELAIDE ITALIAN	11/29/1977	Active	26	0	0	0	0.00%	26		5			N	SC	5		
59922	ADELAIDE WEST	08/29/1997	Active(1)	5	0	0	0	0.00%	5		5		15		P,M,VP,SC	24+		
47658	ANGASTON & DIST	07/31/1987	Active	16	0	0	0	0.00%	17		5				M,VP,SC	0		
Exc Award (06/30/2023)																		
123087	Angle Vale	09/08/2014	Active	19	4	0	4	26.67%	13		1			N	M,SC	15		
Exc Award (06/30/2018)																		
32967	ATHELSTONE-ROSTREVOR	11/04/1976	Active	20	0	0	0	0.00%	22		7		2		VP,SC	0		
Exc Award (06/30/2021)																		
22817	BALAKLAVA & DISTRICT L C	05/12/1970	Active	15	2	2	0	0.00%	17	3	0		2	R	SC	0		
22646	BAROSSA VALLEY L C	06/26/1967	Active	30	0	3	-3	-9.09%	36	6	1		2		VP,SC	0		
35966	BOOLEROO CENTRE & DISTRICTS LC	07/07/1978	Active	12	2	0	2	20.00%	16		1			R	P,M,VP,SC	0		
22651	BURNSIDE	05/04/1962	Active	22	0	1	-1	-4.35%	22	25	5		2		VP,SC	0		\$498.91
31370	BUTE & DISTRICTS	11/10/1975	Active	24	1	2	-1	-4.00%	25	7	2				VP	9		
22860	CHARLES STURT WOODVILLE HINDMA	03/06/1964	Active	14	1	2	-1	-6.67%	14	4	0		2		VP,SC	0	90+ Days	
22643	CITY OF ADELAIDE	07/01/1961	Active	53	3	2	1	1.92%	54	10	0		None	R	P,T	0		
22820	CLARE DISTRICT L C	05/20/1968	Active	46	0	3	-3	-6.12%	42	16	0			R		2		\$653.17
34988	CLEVE DISTRICT L C	01/16/1978	Active	17	0	0	0	0.00%	17		10		3	R	SC	9		
38349	COWELL	04/22/1980	Active	22	7	3	4	22.22%	19	2	0			N	M,SC	10		\$339.11
31372	CUMMINS & DISTRICT	11/18/1975	Active	17	0	0	0	0.00%	21		6		5		P,S,T,M,VP SC	24+		
22824	ELIZABETH PLAYFORD	02/25/1963	Active	33	3	2	1	3.13%	32	18	0		2	N		0		\$574.97
Exc Award (06/30/2018, 06/30/2020, 06/30/2024)																		
22655	GAWLER	09/12/1967	Active	19	2	2	0	0.00%	19	2	4				S,M,VP	0		\$657.18
Exc Award (06/30/2023, 06/30/2024)																		
22656	GILBERT VALLEY	08/27/1969	Active	15	3	1	2	15.38%	12	33	4				VP,SC	2		




## Club Health Assessment for District 201C1 through December 2024

			Status	Membership							Reports					Finance		LCIF
Club Number	Club Name	Charter Date		Current Member Count	YTD Members Added	YTD Members Dropped	YTD Net Growth	YTD Net Growth%	Member Count 12 Months Ago	Avg. length of service for dropped members	Months Since Last MMR ***	Yrs. Since Last Officer Report	President Rotation	Vice President Reported ****	Months Since Last Activity Report ***	Account Balance	Donations for current Fiscal Year	
			Number of times on status quo within last two years	If below 15 members appears				If net loss is greater than 20% appears			If no report in 3 months appears in	When more than one year appears in	Number of repeat terms	Notes the officers that do not have an active	If no report at 12 months appears in red			
Exc Award (06/30/2024)																		
37086	GILLES PLAINS	05/14/1979	Active	19	0	0	0	0.00%	21		0		2	R	M,SC	0	90+ Days	\$985.77
Exc Award (06/30/2018, 06/30/2023)																		
38194	GLENSIDE	03/18/1980	Active	29	2	2	0	0.00%	28	6	0		2	N		0		
49899	GOLDEN GROVE	10/09/1989	Active	30	4	9	-5	-14.29%	35	9	0		3		VP,SC	0	\$1,314.35	
Exc Award (06/30/2021)																		
22833	JAMESTOWN	06/15/1967	Active	25	5	1	4	19.05%	21	8	0				VP,SC	9		
22834	KADINA	09/28/1967	Active	15	1	2	-1	-6.25%	16	8	1		2	R	M	1		
22836	KIMBA	04/25/1972	Active	13	5	1	4	44.44%	15	2	4				M,VP,SC	15		
35229	LOCK	03/08/1978	Active	6	0	1	-1	-14.29%	8	28	8		3		VP,SC	7		
34133	MAITLAND & DISTRICT L C	06/16/1977	Active	7	2	3	-1	-12.50%	11	6	1		2		P,M,VP,SC	18		
39445	MALLALA & DISTRICT L C	02/12/1981	Active	29	0	1	-1	-3.33%	29	12	3		2	R	SC	7		
31580	MODBURY	01/23/1976	Active	12	0	1	-1	-7.69%	13	25	2		11	R		1		
22839	MOONTA	01/15/1970	Active	15	3	3	0	0.00%	16	12	0		None		P,VP	24+		
22671	ONKAPARINGA L C	06/19/1967	Active	25	1	0	1	4.17%	24		2			N		0	90+ Days	
37860	ORROROO & DISTRICT L C	12/19/1979	Active	11	0	0	0	0.00%	11		5		8		P,M,VP,SC	24+		
51366	PARALOWIE	02/28/1991	Active	27	2	0	2	8.00%	28		2		6		M,VP	1	\$1,314.36	
Exc Award (06/30/2018)																		
37483	PETERBOROUGH & DISTRICT L C	08/08/1979	Active	14	1	2	-1	-6.67%	15	19	3				VP,SC	21		
22843	PORT AUGUSTA	11/21/1966	Active	32	2	2	0	0.00%	36	18	0				VP,SC	1	\$2,102.97	
22845	PORT LINCOLN	05/27/1965	Active	26	4	4	0	0.00%	26	12	0		4		VP,SC	17	90+ Days	
Exc Award (06/30/2018, 06/30/2019)																		
22846	PORT PIRIE	08/07/1965	Active	19	0	1	-1	-5.00%	24	16	2		2	R	SC	4	\$824.37	
22847	PROSPECT-BLAIR ATHOL L C	01/28/1964	Active	24	0	0	0	0.00%	21		6		11	R		10	\$1,328.64	
39294	QUORN	01/19/1981	Active	9	0	0	0	0.00%	9		9		4		P,T,M,VP,SC	24+		
22848	RICHMOND	03/19/1964	Active	27	5	2	3	12.50%	21	12	3		10		T,VP,SC	8	90+ Days	\$6,652.07



## Club Health Assessment for District 201C1 through December 2024

			Status	Membership							Reports					Finance	LCIF
Club Number	Club Name	Charter Date		Current Member Count	YTD Members Added	YTD Members Dropped	YTD Net Growth	YTD Net Growth%	Member Count 12 Months Ago	Avg. length of service for dropped members	Months Since Last MMR ***	Yrs. Since Last Officer Report	President Rotation	Vice President Reported ****	Months Since Last Activity Report ***	Account Balance	Donations for current Fiscal Year
			Number of times on status quo within last two years	If below 15 members appears				If net loss is greater than 20% appears			If no report in 3 months appears in	When more than one year appears in	Number of repeat terms		Notes the officers that do not have an active	If no report at 12 months appears in red	
22827	ROCKY RIVER	09/16/1970	Active	16	0	1	-1	-5.88%	17	13	1		2	VP	17		
22849	SALISBURY	04/17/1969	Active	9	0	0	0	0.00%	10		5		2	VP	6		
101834	STANSBURY DALRYMPLE	05/10/2008	Active	19	1	0	1	5.56%	19		5			VP,SC	0		
22679	TEATREE GULLY	03/04/1964	Active	13	1	0	1	8.33%	13		3			VP,SC	8		
22680	TORRENS VALLEY L C	10/23/1968	Active	23	1	0	1	4.55%	22		0		3	N	0		\$657.18
37746	TUMBY BAY & DISTRICTS L C	11/28/1979	Active	38	2	2	0	0.00%	40	16	3		2	R	SC	24+	
22856	WALLAROO	12/16/1971	Active	19	0	0	0	0.00%	19		2		5	R	SC	0	\$1,000.00
22857	WEST BEACH	04/15/1964	Active	9	0	1	-1	-10.00%	13	32	4		4	R	SC	0	\$690.04
64114	WEST LAKES SEATON	03/26/2001	Active	15	0	4	-4	-21.05%	21	10	3		4	R	T,M,SC	16	
22859	WHYALLA	04/01/1964	Active	13	0	1	-1	-7.14%	15	43	2			M,VP,SC	1		
29316	WHYALLA MOUNT LAURA	05/03/1974	Active	21	3	0	3	16.67%	18		2			M,VP,SC	0		\$678.21
31281	WUDINNA	10/14/1975	Active	3	0	0	0	0.00%	4		5		13	VP,SC	3		

Clubs Cancelled Previous Fiscal Year – Clubs Cancelled within last 12 months may be reinstated

Club Number	Club Name	Charter Date	Current Status*	Cancellation Date
109120	NORWOOD	08/24/2010	Cancelled(6*)	01/29/2024

Current Total Clubs Count	YTD New Clubs Count	YTD Cancelled Clubs Count	YTD Net Club Gain	Current Total Members Count	YTD Add	YTD Drop	YTD Net Growth	YTD Net Growth %	Member Count 12 Months Ago	Average Member Count Per Club	% of Clubs with less than 20 members	% No MMR in 3 Months	% No Officer Report in 12 Months	% of Clubs with balance 90+ days	Number of Clubs in Status Quo	% Status Quo Clubs in Financial Suspension	Number of Cancelled Clubs	Average Cancelled Club Age	Members Lost Due to Cancellation	% of Clubs Cancelled for Non-Financial Reasons
53	0	0	0	1,059	73	67	6	0.57%	1,086	20	57%	47%	0%	9%	0	0%	0	0	0	0%

\* - P - Priority Club. Cancellation Reasons: 1-Objectives/conduct, 2-Non-active club, 5-Non-existing club, 6-Disbanding, 7-Merger, 8-Financial Suspension, 9-District/Multiple District Dues.

\*\* - Abbreviation: P-President, S-Secretary, T-Treasurer, M-Member Chairperson, VP-First Vice President, MC-Communications Chairperson, SC-Service Chairperson

\*\*\* - Abbreviation: N/R - Never reported using the Lions Clubs website, N/A - Not applicable, No password registered for the Lions Clubs website.

\*\*\*\* - Abbreviation: N - New, IP - Immediate Past, R - Repeat.





# Club Health Assessment for District 201C2 through December 2024

			Status	Membership							Reports					Finance		LCIF
Club Number	Club Name	Charter Date		Current Member Count	YTD Members Added	YTD Members Dropped	YTD Net Growth	YTD Net Growth%	Member Count 12 Months Ago	Avg. length of service for dropped members	Months Since Last MMR ***	Yrs. Since Last Officer Report	President Rotation	Vice President Reported ****	Months Since Last Activity Report ***	Account Balance	Donations for current Fiscal Year	
			Number of times on status quo within last two years	If below 15 members appears				If net loss is greater than 20% appears			If no report in 3 months appears in	When more than one year appears in	Number of repeat terms	Notes the officers that do not have an active	If no report at 12 months appears in red			
Clubs more than two years old																		
77527	ABERFOYLE & DISTRICTS	09/04/2003	Active	28	2	2	0	0.00%	31	19	0			N	SC	2	90+ Days	
Exc Award (06/30/2020)																		
137531	Australian Hearing Dogs	03/07/2019	Active	33	2	0	2	6.45%	33		2			N		12		
Exc Award (06/30/2020)																		
22653	BATTUNGA COUNTRY	04/01/1971	Active	17	0	0	0	0.00%	16		7		3	R	SC	1	\$1,064.33	
38919	BEACHPORT-RIVOLI BAY L C	09/10/1980	Active	31	0	0	0	0.00%	31		6			N	SC	6		
22647	BERRI	02/04/1970	Active	27	0	1	-1	-3.57%	32	1	0		2	R	S	0		
Exc Award (06/30/2019, 06/30/2020, 06/30/2020)																		
22648	BLACKWOOD	08/05/1965	Active	33	0	4	-4	-10.81%	35	2	3		2		VP,SC	0		
143642	Blue Lake City Lioness	11/18/2020	Active	21	0	0	0	0.00%	22		5			N	M,SC	2		
22649	BORDERTOWN	11/16/1968	Active	15	0	2	-2	-11.76%	14	4	5		2	N	VP,SC	6		
22818	BRIGHTON	04/18/1966	Active	29	0	0	0	0.00%	34		5				VP,SC	2		
22650	BROKEN HILL	03/13/1961	Active	20	0	0	0	0.00%	21		6			N	SC	15		
29393	BURONGA GOL GOL & DISTRICTS	05/23/1974	Active	14	0	0	0	0.00%	14		2			R	M,VP,SC	5		
22819	DARWIN CASUARINA	04/17/1973	Active	20	3	10	-7	-25.93%	16	5	2		3	R		11	\$1,971.53	
22822	DARWIN NIGHTCLIFF	02/18/1971	Active	12	0	0	0	0.00%	11		7			IP	SC	24+		
22823	EDWARDSTOWN	05/17/1962	Active	32	4	5	-1	-3.03%	35	12	0			N	VP,SC	1		
33971	GAMBIER CITY	05/31/1977	Active	26	0	1	-1	-3.70%	31	1	0		3	R	S,M	0		
37377	GOOLWA	06/28/1979	Active	33	5	3	2	6.45%	34	3	1			N	S,SC	1		
22657	HAHNDORF & DISTRICTS L C	08/19/1969	Active	19	0	0	0	0.00%	22		5			N	SC	0		
46079	HALLETT COVE & DIST LC	04/21/1986	Active	46	1	5	-4	-8.00%	51	7	0			N	M	9		
Exc Award (06/30/2017, 06/30/2019)																		
44082	IRYMPLE	06/22/1984	Active	17	0	0	0	0.00%	18		6			N		10		
Exc Award (06/30/2018, 06/30/2020)																		
34683	KALANGADOO & DISTRICT L C	11/23/1977	Active	10	2	0	2	25.00%	9		5		3	R	SC	9		



# Club Health Assessment for District 201C2 through December 2024

			Status	Membership							Reports					Finance		LCIF
Club Number	Club Name	Charter Date		Current Member Count	YTD Members Added	YTD Members Dropped	YTD Net Growth	YTD Net Growth%	Member Count 12 Months Ago	Avg. length of service for dropped members	Months Since Last MMR ***	Yrs. Since Last Officer Report	President Rotation	Vice President Reported ****	Months Since Last Activity Report ***	Account Balance	Donations for current Fiscal Year	
			Number of times on status quo within last two years	If below 15 members appears				If net loss is greater than 20% appears			If no report in 3 months appears in	When more than one year appears in	Number of repeat terms	Notes the officers that do not have an active	If no report at 12 months appears in red			
22658	KANGAROO ISLAND L C	10/31/1968	Active	38	3	2	1	2.70%	38	24	1		2	M,VP,SC	0	90+ Days		
22659	KAROONDA & DISTRICT L C	01/30/1973	Active	0	0	7	-7	-100.00%	11	6	0		None	P,S,T,M,VP SC	11			
22660	KEITH	10/02/1968	Active	15	2	1	1	7.14%	14	34	5		2	R P,SC	24+			
22662	KINGSTON	03/06/1964	Active	23	0	0	0	0.00%	22		6			N SC	1			
128924	LAMEROO	09/28/2016	Active	29	3	1	2	7.41%	28	8	0			VP,SC	24+			
37178	LITCHFIELD	05/30/1979	Active	8	0	0	0	0.00%	9		6		8	R	20			
29394	LUCINDALE S A	05/23/1974	Active	39	3	0	3	8.33%	39		3			N SC	6			
33970	MANNUM	05/31/1977	Active	29	1	3	-2	-6.45%	26	36	4		2	N M,SC	0			
142372	Marion City	07/24/2020	Active	41	0	1	-1	-2.38%	42	3	0			R	0			
Exc Award (06/30/2023)																		
50293	MCLAREN DISTRICTS	03/13/1990	Active	25	4	2	2	8.70%	23	6	0		2	R SC	1			
22664	MENINGIE & DISTRICTS	03/09/1970	Active	16	2	1	1	6.67%	17	0	2			VP	0			
29928	MERBEIN	11/08/1974	Active	17	0	0	0	0.00%	17		13			M,VP,SC	4			
22665	MILDURA	10/13/1966	Active	46	1	1	0	0.00%	49	0	3			N M,SC	0			
Exc Award (06/30/2023)																		
22666	MILLICENT	05/11/1964	Active	43	3	4	-1	-2.27%	44	31	2		None	P,M,VP,SC	6			
Exc Award (06/30/2016, 06/30/2018, 06/30/2020)																		
37085	MORGAN & DISTRICT L C	05/02/1979	Active	18	3	1	2	12.50%	13	1	3		2	R SC	6			
31708	MOUNT BARKER	02/16/1976	Active	19	0	0	0	0.00%	19		8		2	R M,SC	13		\$664.32	
22668	MOUNT GAMBIER	02/12/1963	Active	37	2	0	2	5.71%	38		2			N	0		\$657.18	
Exc Award (06/30/2016, 06/30/2018, 06/30/2020)																		
22669	MURRAY BRIDGE	09/22/1965	Active	20	1	4	-3	-13.04%	22	6	1		2	N M,SC	2			
41385	MURRAY BRIDGE CITY	05/21/1982	Active	11	0	0	0	0.00%	15		6			N T,SC	5	\$130.63		
Exc Award (06/30/2017, 06/30/2018)																		
35621	NAIRNE & DISTRICTS L C	05/17/1978	Active	15	4	2	2	15.38%	14	1	3			N	0			
Exc Award (06/30/2023)																		
22670	NARACORTE	09/21/1964	Active	43	0	1	-1	-2.27%	41	2	1			N SC	8			



## Club Health Assessment for District 201C2 through December 2024

			Status	Membership							Reports					Finance		LCIF
Club Number	Club Name	Charter Date		Current Member Count	YTD Members Added	YTD Members Dropped	YTD Net Growth	YTD Net Growth%	Member Count 12 Months Ago	Avg. length of service for dropped members	Months Since Last MMR ***	Yrs. Since Last Officer Report	President Rotation	Vice President Reported ****	Months Since Last Activity Report ***	Account Balance	Donations for current Fiscal Year	
			Number of times on status quo within last two years	If below 15 members appears				If net loss is greater than 20% appears			If no report in 3 months appears in	When more than one year appears in	Number of repeat terms	Notes the officers that do not have an active	If no report at 12 months red			
22840	NOARLUNGA-MORPHETT VALE L C Exc Award (06/30/2019, 06/30/2020, 06/30/20	07/04/1966	Active	42	5	2	3	7.69%	39	5	0			P,M,VP,SC	1	90+ Days	\$1,664.32	
122389	Palmerston	06/17/2014	Active	11	0	0	0	0.00%	9	4			IP	SC	24+			
50981	PARNDANA WESTERN KANGAROO ISLA Exc Award (06/30/2018)	10/02/1990	Active	9	1	1	0	0.00%	10	7	1			M,VP,SC	9			
22672	PENOLA Exc Award (06/30/2018)	09/27/1965	Active	14	0	0	0	0.00%	14	2				VP	9			
22673	PINNAROO	04/22/1969	Active	16	0	0	0	0.00%	16	2			N	M,SC	2			
22674	RED CLIFFS	09/24/1968	Active	16	0	2	-2	-11.11%	18	13	0			N	M,VP,SC			8
22675	RENMARK Exc Award (06/30/2018, 06/30/2024)	02/28/1964	Active	36	3	1	2	5.88%	31	0	4		2		M,VP,SC			0
105379	ROBE AND DISTRICT Exc Award (06/30/2018, 06/30/2021, 06/30/20	05/26/2009	Active	25	0	1	-1	-3.85%	26	4	2		3	R				3
140753	Seaford & Districts	01/17/2020	Active	36	6	0	6	20.00%	31		0		4	R	SC			0
22677	STRATHALBYN DISTRICT Exc Award (06/30/2020)	05/20/1968	Active	19	7	4	3	18.75%	18	3	3			N	M,SC			9
30659	TAILEM BEND Exc Award (06/30/2018)	04/24/1975	Active	22	1	0	1	4.76%	19		4		3		M,VP,SC			0
22854	TENNANT CREEK	11/17/1967	Active(1)	13	0	0	0	0.00%	17		7			R	M,SC			15
31590	TINTINARA	01/22/1976	Active	11	0	7	-7	-38.89%	19	25	1		2		M,VP,SC			24+
22851	VICTOR HARBOR & PORT ELLIOT Exc Award (06/30/2018, 06/30/2024)	02/20/1969	Active	31	0	3	-3	-8.82%	34	24	0		3	N				3
143806	Wattle Range Lioness	12/08/2020	Active	21	0	0	0	0.00%	21		14				VP			6
22852	WILLUNGA & DISTRICTS	08/11/1969	Active	30	4	3	1	3.45%	23	1	2			N	SC	0		
44381	YANKALILLA & DISTRICT Exc Award (06/30/2020, 06/30/2023)	11/15/1984	Active	46	1	2	-1	-2.13%	45	7	1			R		0		
42574	YULARA AYERS ROCK	04/29/1983	Active	7	0	0	0	0.00%	7		8	1	None		P,S,T,M,VP SC	N/R		



## Club Health Assessment for District 201C2 through December 2024

			Status	Membership							Reports					Finance	LCIF
Club Number	Club Name	Charter Date		Current Member Count	YTD Members Added	YTD Members Dropped	YTD Net Growth	YTD Net Growth%	Member Count 12 Months Ago	Avg. length of service for dropped members	Months Since Last MMR ***	Yrs. Since Last Officer Report	President Rotation	Vice President Reported ****	Months Since Last Activity Report ***	Account Balance	Donations for current Fiscal Year
			Number of times on status quo within last two years	If below 15 members appears				If net loss is greater than 20% appears			If no report in 3 months appears in	When more than one year appears in	Number of repeat terms	Notes the officers that do not have an active	If no report at 12 months appears in red		

Clubs Cancelled Previous Fiscal Year – Clubs Cancelled within last 12 months may be reinstated

Club Number				Club Name		Charter Date		Current Status*		Cancellation Date										
22815				ALICE SPRINGS		09/18/1964		Cancelled(6*)		07/29/2023										
Current Total Clubs Count	YTD New Clubs Count	YTD Cancelled Clubs Count	YTD Net Club Gain	Current Total Members Count	YTD Add	YTD Drop	YTD Net Growth	YTD Net Growth %	Member Count 12 Months Ago	Average Member Count Per Club	% of Clubs with less than 20 members	% No MMR in 3 Months	% No Officer Report in 12 Months	% of Clubs with balance 90+ days	Number of Clubs in Status Quo	% Status Quo Clubs in Financial Suspension	Number of Cancelled Clubs	Average Cancelled Club Age	Members Lost Due to Cancellation	% of Clubs Cancelled for Non-Financial Reasons
59	0	0	0	1,420	79	90	-11	-0.77%	1,448	24	42%	49%	2%	5%	0	0%	0	0	0	0%

\* - P - Priority Club. Cancellation Reasons: 1-Objectives/conduct, 2-Non-active club, 5-Non-existing club, 6-Disbanding, 7-Merger, 8-Financial Suspension, 9-District/Multiple District Dues.

\*\* - Abbreviation: P-President, S-Secretary, T-Treasurer, M-Member Chairperson, VP-First Vice President, MC-Communications Chairperson, SC-Service Chairperson

\*\*\* - Abbreviation: N/R - Never reported using the Lions Clubs website, N/A - Not applicable, No password registered for the Lions Clubs website.

\*\*\*\* - Abbreviation: N - New, IP - Immediate Past, R - Repeat.



## Club Health Assessment for District 201T1 through December 2024

			Status	Membership							Reports					Finance		LCIF
Club Number	Club Name	Charter Date		Current Member Count	YTD Members Added	YTD Members Dropped	YTD Net Growth	YTD Net Growth%	Member Count 12 Months Ago	Avg. length of service for dropped members	Months Since Last MMR ***	Yrs. Since Last Officer Report	President Rotation	Vice President Reported ****	Months Since Last Activity Report ***	Account Balance	Donations for current Fiscal Year	
			Number of times on status quo within last two years	If below 15 members appears				If net loss is greater than 20% appears			If no report in 3 months appears in	When more than one year appears in	Number of repeat terms	Notes the officers that do not have an active	If no report at 12 months appears in red			
Clubs less than two years old																		
155405	Tasmanian Online	08/15/2023	Active	21	1	6	-5	-19.23%	25	1	1			N	S,T,SC	3		
Clubs more than two years old																		
47703	BICHENO	09/08/1987	Active	18	2	0	2	12.50%	12		0		5		M,VP,SC	0	\$195.95	
Exc Award (06/30/2024)																		
84241	BOTHWELL AND DISTRICTS	10/05/2004	Active	13	1	0	1	8.33%	12		5		2		P,M,VP,SC	2		
55951	BRIDPORT	06/30/1994	Active	31	0	0	0	0.00%	27		4			N	M,SC	2	\$1,011.11	
Exc Award (06/30/2023)																		
115631	BRIGHTON	12/06/2011	Active	12	0	0	0	0.00%	11		6		2	R	M,SC	3		
Exc Award (06/30/2018, 06/30/2019)																		
22339	BURNIE CITY	09/16/1959	Active	9	4	0	4	80.00%	10		5		2		P,M,VP,SC	0		
Exc Award (06/30/2023)																		
47334	BURNIE EMU BAY	05/18/1987	Active	17	0	2	-2	-10.53%	19	8	1				VP,SC	1		
22356	CITY OF LAUNCESTON	10/30/1957	Active	11	0	2	-2	-15.38%	14	17	1		3	R	P,SC	7		
Exc Award (06/30/2022)																		
22343	CLARENCE	02/13/1965	Active	24	1	1	0	0.00%	22	18	3		2	N	SC	1	\$678.21	
Exc Award (06/30/2020, 06/30/2024)																		
41386	DELORAINIE	05/13/1982	Active	18	0	0	0	0.00%	21		5			N	M,SC	0	\$138.01	
31872	DEVONPORT MERSEY	03/09/1976	Active	17	0	4	-4	-19.05%	21	30	4				VP,SC	3		
Exc Award (06/30/2024)																		
56951	DODGES FERRY SOUTHERN BEACHES	05/24/1995	Cancelled(6*)	0	0	5	-5	-100.00%	7	20	1		None		P,S,T,M,VP SC	24		
62992	FLINDERS ISLAND	03/31/2000	Active	9	0	0	0	0.00%	9		11		2		T,M,VP,SC	10		
41208	FORTH VALLEY	04/13/1982	Active	24	2	2	0	0.00%	26	0	1		2	R	M,SC	14		
22346	GEORGE TOWN	09/11/1968	Active	26	2	2	0	0.00%	25	23	2		2	N	SC	3		
Exc Award (06/30/2018)																		
32113	GLAMORGAN INC	04/21/1976	Active	8	0	1	-1	-11.11%	11	21	3		5		P,T,M,VP,SC	22		
22347	GLENORCHY CITY	04/01/1964	Active	19	1	1	0	0.00%	23	6	3			R	M,SC	2		



## Club Health Assessment for District 201T1 through December 2024

			Status	Membership							Reports					Finance		LCIF
Club Number	Club Name	Charter Date		Current Member Count	YTD Members Added	YTD Members Dropped	YTD Net Growth	YTD Net Growth%	Member Count 12 Months Ago	Avg. length of service for dropped members	Months Since Last MMR ***	Yrs. Since Last Officer Report	President Rotation	Vice President Reported ****	Months Since Last Activity Report ***	Account Balance	Donations for current Fiscal Year	
			Number of times on status quo within last two years	If below 15 members appears				If net loss is greater than 20% appears			If no report in 3 months appears in	When more than one year appears in	Number of repeat terms	Notes the officers that do not have an active	If no report at 12 months appears in red			
Exc Award (06/30/2022, 06/30/2023)																		
47529	HADSPEN SOUTH ESK	06/19/1987	Active	15	3	1	2	15.38%	17	8	2		3	VP,SC	1			
Exc Award (06/30/2018)																		
22350	HUON L C	08/13/1968	Active	14	2	0	2	16.67%	12		1		4	N SC	0			
Exc Award (06/30/2023)																		
22351	KENTISH	04/21/1969	Active	27	3	0	3	12.50%	25		1			N SC	0			
22354	KING ISLAND L C	03/28/1969	Active	32	6	2	4	14.29%	28	5	0			R M	0			
Exc Award (06/30/2020, 06/30/2023)																		
22353	KINGBOROUGH L C	07/15/1968	Active	40	2	1	1	2.56%	31	1	0			R SC	0		\$1,330.41	
Exc Award (06/30/2018, 06/30/2019, 06/30/2020)																		
22358	KINGS MEADOWS	09/22/1970	Active	22	2	1	1	4.76%	23	0	1		2	R SC	0			
Exc Award (06/30/2023)																		
22355	LATROBE	12/07/1970	Active	12	0	0	0	0.00%	12		9			N P,T,M,VP,SC	1			
22359	LAUNCESTON WINDMILL HILL	09/14/1961	Active	13	0	0	0	0.00%	15		0			N T,M,SC	0			
Exc Award (06/30/2019)																		
48557	LILYDALE	05/10/1988	Active	10	0	1	-1	-9.09%	9	0	4			N P,T,M,SC	0			
22367	NEW NORFOLK	08/06/1968	Active	21	3	2	1	5.00%	17	10	1			R SC	0			
40167	NORTH-EAST TASMANIA	06/30/1981	Active	14	0	7	-7	-33.33%	21	14	2		2	N T,M,VP,SC	4			
Exc Award (06/30/2018)																		
22370	PENGUIN	03/14/1962	Active	45	3	0	3	7.14%	42		2			R SC	1			
Exc Award (06/30/2023, 06/30/2024)																		
31170	PERTH TASMANIA	09/05/1975	Active	17	0	0	0	0.00%	17		8			N	0			
33882	PORT CYGNET L C	05/05/1977	Active	14	0	0	0	0.00%	15		8		7	M,VP,SC	2			
43784	PORT SORELL	04/12/1984	Active	32	3	1	2	6.67%	34	40	1			R VP	0			
22373	QUEENSTOWN	07/18/1967	Active	10	0	0	0	0.00%	10		2		7	R P,M,SC	24+			
22357	RIVERSIDE INC	03/18/1965	Active	31	1	1	0	0.00%	30	44	0			N SC	1			
Exc Award (06/30/2023, 06/30/2024)																		
62993	ROCKY CAPE	03/31/2000	Active	27	1	0	1	3.85%	29		0			M,VP,SC	1			



## Club Health Assessment for District 201T1 through December 2024

			Status	Membership							Reports					Finance	LCIF		
Club Number	Club Name	Charter Date		Current Member Count	YTD Members Added	YTD Members Dropped	YTD Net Growth	YTD Net Growth%	Member Count 12 Months Ago	Avg. length of service for dropped members	Months Since Last MMR ***	Yrs. Since Last Officer Report	President Rotation	Vice President Reported ****	Months Since Last Activity Report ***	Account Balance	Donations for current Fiscal Year		
			Number of times on status quo within last two years	If below 15 members appears					If net loss is greater than 20% appears			If no report in 3 months appears in	When more than one year appears in	Number of repeat terms	Notes the officers that do not have an active	If no report at 12 months appears in red			
Exc Award (06/30/2017, 06/30/2018)																			
33883	ROSEBERY	05/18/1977	Active	13	0	0	0	0.00%	13		27		3	S,M,VP,SC	14	90+ Days			
22376	SCOTTSDALE	11/10/1969	Active	14	1	2	-1	-6.67%	16	6	5		N	P,T,M,VP,SC	0				
Exc Award (06/30/2018, 06/30/2023)																			
22377	SMITHTON-CIRCULAR HEAD LC	10/20/1969	Active	16	2	2	0	0.00%	19	2	0		2	N	VP			4	
Exc Award (06/30/2019)																			
22378	SORELL	12/11/1973	Active	27	0	3	-3	-10.00%	32	25	1		N	SC	0				
Exc Award (06/30/2018, 06/30/2020)																			
54334	SPRING BAY	04/12/1993	Active	8	0	0	0	0.00%	8		8		5	P,T,M,VP,SC	12				
22375	ST HELEN'S	06/26/1972	Cancelled(6*)	0	3	11	-8	-100.00%	8	16	0		None	P,S,T,M,VP SC	21				
45175	TASMAN	06/20/1985	Active	8	0	0	0	0.00%	8		9		7	R	SC			21	
22381	ULVERSTONE	05/25/1965	Active	45	0	2	-2	-4.26%	47	32	2		2	R	P,VP,SC	24+			
29653	WEST TAMAR	07/15/1974	Active	14	0	2	-2	-12.50%	18	2	1		2		VP,SC	0			
55315	WESTBURY	02/21/1994	Active	36	0	1	-1	-2.70%	40	6	0			N	T,M,SC	9			
22382	WYNYARD	07/16/1968	Active	38	0	6	-6	-13.64%	44	21	0			N	SC	14	\$410.34		
30787	ZEEHAN	05/06/1975	Active	8	0	0	0	0.00%	8		8		10		M,VP,SC	0			

Clubs Cancelled Previous Fiscal Year – Clubs Cancelled within last 12 months may be reinstated

Club Number	Club Name	Charter Date	Current Status*	Cancellation Date
22344	CITY OF DEVONPORT	09/17/1959	Cancelled(6*)	09/29/2023
31485	HOBART TOWN	12/15/1975	Cancelled(6*)	05/29/2024

Current Total Clubs Count	YTD New Clubs Count	YTD Cancelled Clubs Count	YTD Net Gain	Current Total Members Count	YTD Add	YTD Drop	YTD Net Growth	YTD Net Growth %	Member Count 12 Months Ago	Average Member Count Per Club	% of Clubs with less than 20 members	% No MMR in 3 Months	% No Officer Report in 12 Months	% of Clubs with balance 90+ days	Number of Clubs in Status Quo	% Status Quo Clubs in Financial Suspension	Number of Cancelled Clubs	Average Cancelled Club Age	Members Lost Cancellation	% of Clubs Cancelled for Non-Financial Reasons
45	0	2	-2	900	49	72	-23	-2.49%	943	20	60%	42%	0%	4%	0	0%	2	97	16	100%



Club Health Assessment for District 201T1 through December 2024


			Status	Membership							Reports					Finance	LCIF
Club Number	Club Name	Charter Date		Current Member Count	YTD Members Added	YTD Members Dropped	YTD Net Growth	YTD Net Growth%	Member Count 12 Months Ago	Avg. length of service for dropped members	Months Since Last MMR ***	Yrs. Since Last Officer Report	President Rotation	Vice President Reported ****	Months Since Last Activity Report ***	Account Balance	Donations for current Fiscal Year
			Number of times on status quo within last two years	If below 15 members appears				If net loss is greater than 20% appears			If no report in 3 months appears in	When more than one year appears in	Number of repeat terms	Notes the officers that do not have an active	If no report at 12 months appears in red		

\* - P - Priority Club. Cancellation Reasons: 1-Objectives/conduct, 2-Non-active club, 5-Non-existing club, 6-Disbanding, 7-Merger, 8-Financial Suspension, 9-District/Multiple District Dues.  
\*\* - Abbreviation: P-President, S-Secretary, T-Treasurer, M-Member Chairperson, VP-First Vice President, MC-Communications Chairperson, SC-Service Chairperson  
\*\*\* - Abbreviation: N/R - Never reported using the Lions Clubs website, N/A - Not applicable, No password registered for the Lions Clubs website.  
\*\*\*\* - Abbreviation: N - New, IP - Immediate Past, R - Repeat.






## Club Health Assessment for District 201V2 through December 2024

			Status	Membership							Reports					Finance	LCIF
Club Number	Club Name	Charter Date		Current Member Count	YTD Members Added	YTD Members Dropped	YTD Net Growth	YTD Net Growth%	Member Count 12 Months Ago	Avg. length of service for dropped members	Months Since Last MMR ***	Yrs. Since Last Officer Report	President Rotation	Vice President Reported ****	Months Since Last Activity Report ***	Account Balance	Donations for current Fiscal Year
			Number of times on status quo within last two years	If below 15 members appears				If net loss is greater than 20% appears			If no report in 3 months appears in	When more than one year appears in	Number of repeat terms	Notes the officers that do not have an active	If no report at 12 months appears in red		
Clubs more than two years old																	
22511	ALTONA	10/14/1965	Active	18	2	3	-1	-5.26%	20	4	0			N	0		\$1,695.53
Exc Award (06/30/2016, 06/30/2021)																	
22510	ANGLESEA	05/24/1968	Active	35	2	5	-3	-7.89%	41	4	1		3	N	SC	1	
22514	ARARAT	06/19/1972	Active	21	4	5	-1	-4.55%	20	11	0			N	SC	5	
108908	BALMORAL DISTRICT	07/19/2010	Active	10	0	0	0	0.00%	10		9		3	R	P,M,SC	6	
49206	BANNOCKBURN & DIST	02/06/1989	Active	6	0	1	-1	-14.29%	6	3	3		3		VP,SC	0	
45010	BIRREGURRA & DISTRICT	05/02/1985	Active	16	1	0	1	6.67%	15		3		4		S,M,VP,SC	1	
37446	CAMPERDOWN	07/02/1979	Active	24	2	4	-2	-7.69%	27	9	0				VP,SC	0	
Exc Award (06/30/2016, 06/30/2019)																	
22520	CASTERTON	10/17/1968	Active	24	0	1	-1	-4.00%	25	2	2			N	SC	0	\$1,455.43
Exc Award (06/30/2016)																	
45604	CAVENDISH & DISTRICT	12/19/1985	Active	17	0	2	-2	-10.53%	18	1	2		4	N	P,VP,SC	6	
22521	COLAC	12/31/1957	Active	26	3	0	3	13.04%	22		1		2	N		5	\$167.19
Exc Award (06/30/2016, 06/30/2022)																	
115746	CORIO NORLANE	01/18/2012	Active	23	0	0	0	0.00%	26		5		2	R	SC	2	
30657	DARTMOOR	04/24/1975	Active	10	0	0	0	0.00%	11		8		6		P,M,VP,SC	7	\$50.00
32115	DEER PARK	04/09/1976	Active	15	2	0	2	15.38%	11		5		2	N	SC	0	
22522	DIMBOOLA	07/27/1973	Active	13	1	2	-1	-7.14%	12	6	1		5		P,VP,SC	6	
30658	DUNKELD & DISTRICT	04/24/1975	Active	18	1	0	1	5.88%	17		0		None		P,M,VP,SC	2	\$250.00
22523	EDENHOPE	09/08/1958	Active	17	0	0	0	0.00%	15		2		3		M,VP,SC	7	\$1,356.42
22525	FOOTSCRAY	10/02/1952	Active	19	4	5	-1	-5.00%	21	26	0				VP,SC	1	
42694	FORREST & DIST	05/03/1983	Active	12	0	0	0	0.00%	12		8		2	R		9	
22526	GEELONG	03/16/1953	Active	13	0	2	-2	-13.33%	12	8	0		None		P,VP,SC	4	
64472	GEELONG BREAKFAST	06/14/2001	Active	16	0	0	0	0.00%	15		6				VP	1	
22527	GEELONG CORIO BAY	07/01/1963	Active	23	1	18	-17	-42.50%	42	8	0			N	M,SC	0	\$665.21



## Club Health Assessment for District 201V2 through December 2024

			Status	Membership							Reports					Finance		LCIF
Club Number	Club Name	Charter Date		Current Member Count	YTD Members Added	YTD Members Dropped	YTD Net Growth	YTD Net Growth%	Member Count 12 Months Ago	Avg. length of service for dropped members	Months Since Last MMR ***	Yrs. Since Last Officer Report	President Rotation	Vice President Reported ****	Months Since Last Activity Report ***	Account Balance	Donations for current Fiscal Year	
			Number of times on status quo within last two years	If below 15 members appears				If net loss is greater than 20% appears			If no report in 3 months appears in	When more than one year appears in	Number of repeat terms	Notes the officers that do not have an active	If no report at 12 months appears in red			
34321	GEELONG HAMLYN HEIGHTS	07/18/1977	Active	18	4	0	4	28.57%	12		0		2	N	0			
22528	GEELONG SOUTH BARWON	07/08/1965	Active	21	0	0	0	0.00%	21		4			N	S,M,SC	10		
31078	GOROKE	07/21/1975	Active	14	0	0	0	0.00%	14		6				P,VP	1	\$332.60	
33239	Green Park	01/19/1977	Active	22	0	0	0	0.00%	23		6		2	R	T,VP	5		
45427	GROVEDALE WAURN PONDS Exc Award (06/30/2023)	10/08/1985	Active	15	0	1	-1	-6.25%	17	1	2		2		VP,SC	2		
22529	HAMILTON Exc Award (06/30/2016)	09/28/1966	Active	21	0	3	-3	-12.50%	24	19	1			R	T,SC	0		
28202	HEYWOOD	03/28/1974	Active	22	4	0	4	22.22%	18		1			N	SC	1		
22530	HORSHAM Exc Award (06/30/2018)	06/10/1955	Active	30	1	2	-1	-3.23%	31	26	0			N	SC	5		
44468	INVERLEIGH LEIGH VALLEY	12/11/1984	Active	22	0	1	-1	-4.35%	24	17	3				VP,SC	4		
22532	KANIVA	04/13/1966	Active	16	0	0	0	0.00%	17		7		2	R	SC	0	\$79.69	
22534	KOROIT	12/26/1973	Active	28	2	1	1	3.70%	29	23	1			N	SC	0		
22535	LARA Exc Award (06/30/2022, 06/30/2023)	07/29/1970	Active	29	0	1	-1	-3.33%	29	19	0			N		0	\$720.03	
45605	LEOPOLD Exc Award (06/30/2021)	12/16/1985	Active	41	7	1	6	17.14%	35	9	0			N	SC	0	\$69.00	
22536	LISMORE AND DISTRICTS	11/12/1968	Active	9	1	5	-4	-30.77%	8	2	0		None		P,S,T,M,VP SC	7		
87966	LITTLE RIVER	05/03/2005	Active	7	0	0	0	0.00%	6		2		5		VP,SC	2		
22538	MACARTHUR & DIST L C	11/26/1973	Cancelled(6*)	0	0	4	-4	-100.00%	12	18	0		None		P,S,T,M,VP SC	10	\$678.21	
63400	MELBOURNE VIETNAMESE Exc Award (06/30/2023)	06/30/2000	Active	17	0	0	0	0.00%	17		9	1	None		P,S,T,M,VP SC	6		
22540	MERINO DIGBY L C Exc Award (06/30/2024)	02/26/1971	Active	22	1	2	-1	-4.35%	23	6	0			IP	SC	0	\$657.18	
22541	MINYIP	08/06/1959	Active	17	0	0	0	0.00%	17		6			N		6		
39736	MORTLAKE	04/15/1981	Active	12	0	2	-2	-14.29%	14	1	2			N	SC	7		



## Club Health Assessment for District 201V2 through December 2024

			Status	Membership							Reports					Finance		LCIF
Club Number	Club Name	Charter Date		Current Member Count	YTD Members Added	YTD Members Dropped	YTD Net Growth	YTD Net Growth%	Member Count 12 Months Ago	Avg. length of service for dropped members	Months Since Last MMR ***	Yrs. Since Last Officer Report	President Rotation	Vice President Reported ****	Months Since Last Activity Report ***	Account Balance	Donations for current Fiscal Year	
			Number of times on status quo within last two years	If below 15 members appears				If net loss is greater than 20% appears			If no report in 3 months appears in	When more than one year appears in	Number of repeat terms	Notes the officers that do not have an active	If no report at 12 months appears in red			
32383	MURTOA	06/09/1976	Active	15	0	2	-2	-11.76%	17	22	0			VP	3	90+ Days		
30188	NATIMUK	01/24/1975	Active	15	0	0	0	0.00%	12		7			M,VP,SC	9			
22542	NHILL	06/19/1972	Active	61	3	2	1	1.67%	61	1	3		2	VP,SC	0			
Exc Award (06/30/2018, 06/30/2020, 06/30/2022)																		
22518	OCEAN GROVE BARWON HEADS	06/28/1955	Active	23	1	0	1	4.55%	22		1		N	SC	6			
37087	PENSHURST & DISTRICT L C	05/14/1979	Active	11	0	0	0	0.00%	12		8		2	R	5			
Exc Award (06/30/2023)																		
112099	POINT COOK	10/10/2011	Active	13	8	2	6	85.71%	6	28	0		2	VP	6			
34322	PORT FAIRY-BELFAST L C	07/18/1977	Active	38	1	0	1	2.70%	34		3		N	SC	1			
22543	PORTARLINGTON-DRYSDAL E L C	12/07/1970	Active	34	3	4	-1	-2.86%	35	14	0		N	SC	0			
22544	PORTLAND	11/30/1966	Active	23	3	3	0	0.00%	23	11	1		2	VP,SC	6			
22545	QUEENSCLIFF POINT LONSDALE	03/29/1961	Active	10	2	0	2	25.00%	10		0		N	SC	0			
22547	RUPANYUP	08/27/1957	Active	16	0	0	0	0.00%	15		8		R	SC	2		\$66.52	
55268	SIMPSON & DIST L C	02/02/1994	Active	19	0	0	0	0.00%	19		6		IP	M,SC	9		\$69.00	
Exc Award (06/30/2019)																		
22549	SKIPTON	10/24/1973	Active	11	0	0	0	0.00%	12		2		3	M,VP,SC	6			
22550	STAWELL	05/05/1972	Active	5	0	0	0	0.00%	4		7		2	S,M,VP,SC	5			
22551	SUNSHINE	05/12/1953	Active	27	3	0	3	12.50%	24		3			VP,SC	5			
Exc Award (06/30/2017, 06/30/2020)																		
41560	TERANG & DISTRICT L C	06/11/1982	Active	26	0	0	0	0.00%	25		8		N	S,SC	3			
22552	TIMBOON	06/07/1967	Active	14	0	0	0	0.00%	14		5		None	P,VP,SC	2	\$69.00		
22553	TORQUAY	06/23/1969	Active	29	0	0	0	0.00%	31		0			VP,SC	0	\$1,632.92		
22554	WARRNAMBOOL	12/16/1959	Active	48	0	3	-3	-5.88%	51	15	1		2	N	SC	0		
Exc Award (06/30/2020, 06/30/2022)																		
22556	WERRIBEE	03/03/1961	Active	18	1	5	-4	-18.18%	22	2	0		2	M,VP	0			
22557	WILLAURA	04/17/1969	Active	10	2	1	1	11.11%	12	13	1			M,VP,SC	0	\$235.01		



## Club Health Assessment for District 201V2 through December 2024

Club Number      Club Name      Charter Date			Status		Membership						Reports					Finance		LCIF		
					Current Member Count	YTD Members Added	YTD Members Dropped	YTD Net Growth	YTD Net Growth%	Member Count 12 Months Ago	Avg. length of service for dropped members	Months Since Last MMR ***	Yrs. Since Last Officer Report	President Rotation	Vice President Reported ****	Months Since Last Activity Report ***	Account Balance	Donations for current Fiscal Year		
			Number of times on status quo within last two years	If below 15 members appears				If net loss is greater than 20% appears			If no report in 3 months appears in	When more than one year appears in	Number of repeat terms	Notes the officers that do not have an active	If no report at 12 months appears in red					
Exc Award (06/30/2018)																				
22559	WINCHELSEA	08/27/1958	Active	29	0	1	-1	-3.33%	30	32	0		R	SC	0		\$1,330.41			
Current Total Clubs Count	YTD New Clubs Count	YTD Cancelled Clubs Count	YTD Net Club Gain	Current Total Members Count	YTD Add	YTD Drop	YTD Net Growth	YTD Net Growth %	Member Count 12 Months Ago	Average Member Count Per Club	% of Clubs with less than 20 members	% No MMR in 3 Months	% No Officer Report in 12 Months	% of Clubs with balance 90+ days	Number of Clubs in Status Quo	% Status Quo Clubs in Financial Suspension	Number of Cancelled Clubs	Average Cancelled Club Age	Members Lost Due to Cancellation	% of Clubs Cancelled for Non-Financial Reasons
62	0	1	-1	1,254	70	94	-24	-1.88%	1,280	20	56%	40%	2%	2%	0	0%	1	51	4	100%

\* - P - Priority Club. Cancellation Reasons: 1-Objectives/conduct, 2-Non-active club, 5-Non-existing club, 6-Disbanding, 7-Merger, 8-Financial Suspension, 9-District/Multiple District Dues.

\*\* - Abbreviation: P-President, S-Secretary, T-Treasurer, M-Member Chairperson, VP-First Vice President, MC-Communications Chairperson, SC-Service Chairperson

\*\*\* - Abbreviation: N/R - Never reported using the Lions Clubs website, N/A - Not applicable, No password registered for the Lions Clubs website.

\*\*\*\* - Abbreviation: N - New, IP - Immediate Past, R - Repeat.



# Club Health Assessment for District 201V3 through December 2024

			Status	Membership							Reports					Finance		LCIF
Club Number	Club Name	Charter Date		Current Member Count	YTD Members Added	YTD Members Dropped	YTD Net Growth	YTD Net Growth%	Member Count 12 Months Ago	Avg. length of service for dropped members	Months Since Last MMR ***	Yrs. Since Last Officer Report	President Rotation	Vice President Reported ****	Months Since Last Activity Report ***	Account Balance	Donations for current Fiscal Year	
			Number of times on status quo within last two years	If below 15 members appears				If net loss is greater than 20% appears			If no report in 3 months appears in	When more than one year appears in	Number of repeat terms	Notes the officers that do not have an active	If no report at 12 months appears in red			
Clubs more than two years old																		
22763	BAIRNSDALE	06/19/1969	Active	19	1	3	-2	-9.52%	24	7	0			N	T,M,SC	3		
29813	BALNARRING	09/12/1974	Active	3	0	0	0	0.00%	3		5		2		P,T,M,VP,SC	24+		
58535	BASS VALLEY	06/30/1996	Active	5	0	0	0	0.00%	5		15		15		P,T,M,VP,SC	24+		
107413	BONEO	02/03/2010	Active(2)	16	0	2	-2	-11.11%	17	1	0		None		P,T,M,VP,SC	13		
41049	BRIAGOLONG & DISTRICT	03/15/1982	Cancelled(8*)	0	0	9	-9	-100.00%	9	15	0		None		P,S,T,M,VP,SC	12	90+ Days	
48185	BRUTHEN	02/29/1988	Active	4	0	4	-4	-50.00%	8	14	1		None		P,T,M,VP,SC	13		
141892	Casey	06/23/2020	Active	23	8	6	2	9.52%	26	3	0				T,M,VP,SC	24+	\$653.17	
145644	Casey Hills Lionesses	05/19/2021	Active	11	0	0	0	0.00%	11		8		5		VP,SC	24+		
148629	Casey South East United	10/13/2021	Active(1)	5	0	18	-18	-78.26%	0	3	0		5	N	S,SC	3		
33453	CHURCHILL & DISTRICT L C	03/09/1977	Active	23	2	4	-2	-8.00%	28	8	0		2	N	P,SC	24+	\$10.35	
22771	CRANBOURNE	10/16/1972	Active(2)	14	0	0	0	0.00%	14		8		None		P,T,M,VP,SC	24+		
22773	DROMANA	08/21/1967	Active	13	3	4	-1	-7.14%	15	11	4			N	VP,SC	0		
22774	DROUIN	05/09/1973	Active	27	2	1	1	3.85%	26	1	1				M,VP,SC	2		
Exc Award (06/30/2018)																		
22776	FLINDERS DISTRICT L C	05/19/1969	Active	36	1	0	1	2.86%	39		2				VP,SC	14		
22777	FRANKSTON	10/12/1961	Active	13	0	1	-1	-7.14%	14	50	2		2		VP	3		
143333	Gippsland Lakes Lionesses	11/02/2020	Active	15	0	0	0	0.00%	15		13		None		P,T,M,VP,SC	12		
22778	HEYFIELD	05/17/1968	Active	49	0	1	-1	-2.00%	50	22	3				T,VP,SC	3		
64469	INVERLOCH & DISTRICT	06/25/2001	Active	16	0	1	-1	-5.88%	12	3	0				T,VP,SC	9		
22779	KOO WEE RUP	01/16/1973	Active	13	0	1	-1	-7.14%	21	2	1			N	SC	24+		
22780	KORUMBURRA	04/24/1967	Active	26	0	2	-2	-7.14%	33	3	0				VP,SC	24+		
31181	LAKES ENTRANCE	08/15/1975	Active	15	2	3	-1	-6.25%	16	29	0		None		P,T,M,VP,SC	24+		
22781	LEONGATHA	10/10/1968	Active	26	0	0	0	0.00%	26		3		2	N	P,M,VP,SC	24+		
31169	LINDENOW	09/05/1975	Active	22	0	0	0	0.00%	22		4			N	SC	24+		



## Club Health Assessment for District 201V3 through December 2024

			Status	Membership							Reports					Finance	LCIF
Club Number	Club Name	Charter Date		Current Member Count	YTD Members Added	YTD Members Dropped	YTD Net Growth	YTD Net Growth%	Member Count 12 Months Ago	Avg. length of service for dropped members	Months Since Last MMR ***	Yrs. Since Last Officer Report	President Rotation	Vice President Reported ****	Months Since Last Activity Report ***	Account Balance	Donations for current Fiscal Year
			Number of times on status quo within last two years	If below 15 members appears				If net loss is greater than 20% appears			If no report in 3 months appears in	When more than one year appears in	Number of repeat terms	Notes the officers that do not have an active	If no report at 12 months red		
39821	LOCH SPORT	04/29/1981	Active	14	0	0	0	0.00%	14		2			VP,SC	2		
66655	LONGWARRY AND DISTRICT	09/27/2002	Active	6	0	0	0	0.00%	6		8		9	R	M,SC	24+	
22782	MAFFRA	03/25/1970	Active	26	2	1	1	4.00%	26	0	0		2	R	VP,SC	3	
142902	Maffra Lionesses	09/14/2020	Cancelled(6*)	0	0	0	0	0.00%	20		6	1	None	P,S,T,M,VP SC	10		
45177	MALLACOOTA & DISTRICT	06/14/1985	Active	14	0	2	-2	-12.50%	16	9	0		2		P,M,VP,SC	24+	
52303	MC CRAE & DIST	12/17/1991	Active(1)	20	3	2	1	5.26%	21	4	2			N	M	3	90+ Days
Exc Award (06/30/2020, 06/30/2021)																	
43102	METUNG	10/04/1983	Active(1)	19	2	0	2	11.76%	19		3		None	P,T,M,VP,SC	24+	90+ Days	
85043	MIRBOO NORTH	03/16/2005	Active	11	1	0	1	10.00%	10		3		2	R	M,SC	16	
22783	MOE	08/18/1966	Active	30	4	5	-1	-3.23%	29	11	0			N	P,SC	2	
22786	MORNINGTON	04/23/1968	Active	27	0	0	0	0.00%	27		14				P,T,VP,SC	24+	
22787	MORWELL	09/16/1963	Cancelled(8*)	0	0	5	-5	-100.00%	3	2	3		None	P,S,T,M,VP SC	24+	90+ Days	
22788	MOUNT ELIZA	12/04/1969	Active	15	14	21	-7	-31.82%	16	8	0				P,VP	24+	90+ Days
34686	MOUNT ERICA L C	11/07/1977	Active	7	1	2	-1	-12.50%	7	17	1		2		S,T,VP,SC	24+	
62903	NARRE WARREN	03/13/2000	Active(2)	8	0	0	0	0.00%	11		9		None	P,S,T,M,VP SC	24+		
38701	NEERIM DISTRICT L C	06/23/1980	Active	13	0	0	0	0.00%	13		4		14		T,VP,SC	24+	
22791	OMEOSHIRE L C	03/12/1973	Active	5	0	0	0	0.00%	5		30		None	P,S,T,M,VP SC	24+		
22792	ORBOST	05/16/1969	Active(3)	5	0	0	0	0.00%	4		11		None	P,T,M,VP,SC	24+	90+ Days	
31202	PAKENHAM	09/17/1975	Active	9	0	1	-1	-10.00%	10	1	0				P,VP,SC	0	
34470	PAYNESVILLE	09/21/1977	Active	17	2	3	-1	-5.56%	17	7	2				P,T,VP,SC	14	
22793	PHILLIP ISLAND	07/22/1968	Active	17	0	3	-3	-15.00%	19	9	0		2		T,VP,SC	24+	
45011	RED HILL & DIST	05/30/1985	Active	16	0	0	0	0.00%	18		8		3		T,VP,SC	14	
22794	ROSEBUD	12/26/1972	Cancelled(6*)	0	0	0	0	0.00%	7		6	1	None	P,S,T,M,VP SC	13		
22795	ROSEDALE	01/30/1973	Active(1)	5	0	0	0	0.00%	5		13		None	P,T,M,VP,SC	23		
22796	RYE	04/28/1972	Active	23	0	0	0	0.00%	19		4				VP,SC	24+	



## Club Health Assessment for District 201V3 through December 2024

			Status	Membership							Reports					Finance		LCIF
Club Number	Club Name	Charter Date		Current Member Count	YTD Members Added	YTD Members Dropped	YTD Net Growth	YTD Net Growth%	Member Count 12 Months Ago	Avg. length of service for dropped members	Months Since Last MMR ***	Yrs. Since Last Officer Report	President Rotation	Vice President Reported ****	Months Since Last Activity Report ***	Account Balance	Donations for current Fiscal Year	
			Number of times on status quo within last two years	If below 15 members appears			If net loss is greater than 20% appears			If no report in 3 months appears in			When more than one year appears in	Number of repeat terms	Notes the officers that do not have an active	If no report at 12 months appears in red		
Exc Award (06/30/2021)																		
22797	SALE INC L C	04/13/1967	Active	16	0	2	-2	-11.11%	21	7	1			N	SC	9	90+ Days	\$657.18
22801	STRATFORD	09/12/1972	Active	13	0	1	-1	-7.14%	15	47	2			R	T,VP,SC	0		
59900	STRZELECKI	08/15/1997	Active	26	0	4	-4	-13.33%	31	16	0		2	N	T,M,VP,SC	24+		
22803	TOORA	11/30/1972	Active	18	0	2	-2	-10.00%	19	23	1		3		VP,SC	0		
106656	TOORADIN & DISTRICT	09/25/2009	Active	13	3	2	1	8.33%	12	4	0				T,VP,SC	0		
22804	TRAFALGAR	12/03/1969	Active	32	1	2	-1	-3.03%	35	7	0		2		P,VP,SC	9		
22805	TRARALGON	04/27/1966	Active	27	1	0	1	3.85%	27		4			N	P,VP,SC	16		
138545	Twin Rivers	06/07/2019	Active	11	2	0	2	22.22%	8		0		4		S,VP,SC	0		
144731	Victoria Need For Feed	01/14/2021	Active	13	0	0	0	0.00%	14		4		None		P,T,M,VP,SC	N/R		
22806	WARRAGUL	07/27/1966	Active	43	1	1	0	0.00%	45	4	3				VP,SC	24+		
63401	WELLINGTON LA TROBE	06/30/2000	Active	14	3	0	3	27.27%	12		0		2		T,VP,SC	3	90+ Days	
45178	WILLOW GROVE & DISTRICT	06/27/1985	Active	20	0	2	-2	-9.09%	22	10	3				M,VP,SC	0		
22809	WONTHAGGI	07/24/1961	Status Quo(1)	12	2	0	2	20.00%	11		4		None		P,T,M,VP,SC	19		
35823	YARRAGON	06/22/1978	Active	25	1	1	0	0.00%	25	3	2				P,T,M,VP,SC	24+		
22811	YARRAM	04/09/1969	Active	10	0	2	-2	-16.67%	12	12	2				T,VP,SC	0		
44885	YINNAR & DIST	04/11/1985	Active	17	1	2	-1	-5.56%	18	11	4			R	P,VP,SC	15		

Clubs Cancelled Previous Fiscal Year – Clubs Cancelled within last 12 months may be reinstated

Club Number	Club Name	Charter Date	Current Status*	Cancellation Date
46484	MT MARTHA	07/28/1986	Cancelled(6*)	07/29/2023
33888	SAN REMO-NEWHAVEN L C	05/18/1977	Cancelled(6*)	05/29/2024



## Club Health Assessment for District 201V3 through December 2024

Club NumberClub NameCharter Date			Status		Membership							Reports				Finance		LCIF		
					Current Member Count	YTD Members Added	YTD Members Dropped	YTD Net Growth	YTD Net Growth%	Member Count 12 Months Ago	Avg. length of service for dropped members	Months Since Last MMR ***	Yrs. Since Last Officer Report	President Rotation	Vice President Reported ****	Months Since Last Activity Report ***	Account Balance	Donations for current Fiscal Year		
			Number of times on status quo within last two years	If below 15 members appears				If net loss is greater than 20% appears			If no report in 3 months appears in	When more than one year appears in	Number of repeat terms	Notes the officers that do not have an active	If no report at 12 months appears in red					
Current Total Clubs Count	YTD New Clubs Count	YTD Cancelled Clubs Count	YTD Net Club Gain	Current Total Members Count	YTD Add	YTD Drop	YTD Net Growth	YTD Net Growth %	Member Count 12 Months Ago	Average Member Count Per Club	% of Clubs with less than 20 members	% No MMR in 3 Months	% No Officer Report in 12 Months	% of Clubs with balance 90+ days	Number of Clubs in Status Quo	% Status Quo Clubs in Financial Suspension	Number of Cancelled Clubs	Average Cancelled Club Age	Members Lost Due to Cancellation	% of Clubs Cancelled for Non-Financial Reasons
59	0	4	-4	1,011	63	126	-63	-5.87%	1,103	17	68%	44%	0%	10%	1	100%	4	61	14	50%

\* - P - Priority Club. Cancellation Reasons: 1-Objectives/conduct, 2-Non-active club, 5-Non-existing club, 6-Disbanding, 7-Merger, 8-Financial Suspension, 9-District/Multiple District Dues.

\*\* - Abbreviation: P-President, S-Secretary, T-Treasurer, M-Member Chairperson, VP-First Vice President, MC-Communications Chairperson, SC-Service Chairperson

\*\*\* - Abbreviation: N/R - Never reported using the Lions Clubs website, N/A - Not applicable, No password registered for the Lions Clubs website.

\*\*\*\* - Abbreviation: N - New, IP - Immediate Past, R - Repeat.





## Club Health Assessment for District 201V5 through December 2024

			Status	Membership							Reports					Finance	LCIF
Club Number	Club Name	Charter Date		Current Member Count	YTD Members Added	YTD Members Dropped	YTD Net Growth	YTD Net Growth%	Member Count 12 Months Ago	Avg. length of service for dropped members	Months Since Last MMR ***	Yrs. Since Last Officer Report	President Rotation	Vice President Reported ****	Months Since Last Activity Report ***	Account Balance	Donations for current Fiscal Year
			Number of times on status quo within last two years	If below 15 members appears				If net loss is greater than 20% appears			If no report in 3 months appears in	When more than one year appears in	Number of repeat terms	Notes the officers that do not have an active	If no report at 12 months appears in red		
Clubs less than two years old																	
157616	Box Hill Silk Road	03/26/2024	Active	23	2	0	2	9.52%	0		1		2	VP	0		
154594	Melbourne Sikhs	06/05/2023	Active(1)	18	0	0	0	0.00%	22		6		3	T,M,VP,SC	14		
155355	South Morang - Plenty Valley	08/01/2023	Active(1)	11	0	20	-20	-64.52%	31	1	0			R SC	14		
Clubs more than two years old																	
22964	ALEXANDRA	08/22/1972	Active	13	0	0	0	0.00%	11		7		3	R SC	0		
126033	Ashwood-Mt Waverley	10/21/2015	Active	17	0	0	0	0.00%	16		8			R SC	1		
22764	BEAUMARIS	09/12/1972	Active	17	1	0	1	6.25%	13		1		6	R	0		
Exc Award (06/30/2023)																	
32554	BLACKBURN	06/28/1976	Active	35	1	1	0	0.00%	37	7	0		2	VP	1		\$1,314.35
Exc Award (06/30/2023, 06/30/2024)																	
22969	BORONIA	04/26/1969	Active	13	1	0	1	8.33%	13		4		10	M,VP,SC	5	90+ Days	
22340	BOROONDARA CENTRAL	04/05/1957	Active	16	2	2	0	0.00%	17	1	2			R SC	0		
58828	BOROONDARA GARDINERS CREEK	11/13/1996	Active	9	0	0	0	0.00%	9		3		3	N SC	1		
22970	BOX HILL	08/11/1960	Active	21	3	3	0	0.00%	19	37	0		2	R SC	4		\$3,952.76
Exc Award (06/30/2020, 06/30/2023)																	
62444	BRIGHTON	10/26/1999	Active	19	4	3	1	5.56%	17	4	0			N SC	3		\$2,624.70
22971	BROADFORD	04/11/1972	Active(2)	12	0	0	0	0.00%	13		6		5	VP	0		
22768	CARNEGIE	03/14/1969	Active	27	0	0	0	0.00%	26		6			IP	1		
Exc Award (06/30/2021)																	
44886	CLARINDA	04/11/1985	Active	6	0	0	0	0.00%	7		7		3	N SC	0		
22974	CROYDON MOOROOLBARK	11/11/1964	Active	26	0	2	-2	-7.14%	30	8	0			N SC	17		
22772	DANDENONG	11/19/1958	Active	31	1	2	-1	-3.13%	32	19	1		3	M,VP,SC	1		
121514	Dandenong City	03/24/2014	Active	5	0	0	0	0.00%	5		22	1	None	P,S,T,M,VP SC	1		
Exc Award (06/30/2017)																	
64756	DANDENONG SUPPER	10/29/2001	Active	27	3	1	2	8.00%	27	1	0			VP	0		



## Club Health Assessment for District 201V5 through December 2024

			Status	Membership							Reports					Finance		LCIF
Club Number	Club Name	Charter Date		Current Member Count	YTD Members Added	YTD Members Dropped	YTD Net Growth	YTD Net Growth%	Member Count 12 Months Ago	Avg. length of service for dropped members	Months Since Last MMR ***	Yrs. Since Last Officer Report	President Rotation	Vice President Reported ****	Months Since Last Activity Report ***	Account Balance	Donations for current Fiscal Year	
			Number of times on status quo within last two years	If below 15 members appears					If net loss is greater than 20% appears			If no report in 3 months appears in	When more than one year appears in	Number of repeat terms	Notes the officers that do not have an active	If no report at 12 months appears in red		
22977	DIAMOND VALLEY L C	03/26/1973	Active	15	1	2	-1	-6.25%	16	6	0			N	2			
Exc Award (06/30/2018)																		
43101	DONVALE	10/11/1983	Active	22	0	0	0	0.00%	22		2			N	0			
22976	DOOKIE	06/05/1973	Active	17	0	1	-1	-5.56%	17	8	2			N	1			
30935	EILDON	06/12/1975	Active(1)	10	0	0	0	0.00%	10		6		2	R	0			
32498	ELTHAM	06/28/1976	Active	14	4	3	1	7.69%	13	6	0		3	N	6			
30245	EMERALD	02/17/1975	Active	9	2	0	2	28.57%	9		5				7			
22979	EUROA	08/01/1963	Active	18	2	2	0	0.00%	22	20	0				0			
22994	FOREST HILL INC	07/10/1969	Active	8	0	0	0	0.00%	9		3		4		2			
Exc Award (06/30/2023)																		
22983	HEALESVILLE	03/24/1961	Active	29	7	0	7	31.82%	21		0				0			
22998	HEATHMONT	12/07/1970	Active	10	3	3	0	0.00%	13	52	2		2		0			
33575	KINGLAKE	03/31/1977	Active	5	0	0	0	0.00%	5		14		10		2			
146884	Knox	06/21/2021	Active	14	0	0	0	0.00%	15		5			R	0			
22985	KYABRAM	06/05/1964	Active	23	0	1	-1	-4.17%	24	4	1				4			
104240	LYNDHURST & DISTRICT	01/08/2009	Active	29	1	2	-1	-3.33%	35	2	1				2			
108806	LYSTERFIELD	06/25/2010	Active	35	2	0	2	6.06%	32		5		2	R	1		\$678.22	
Exc Award (06/30/2016, 06/30/2020, 06/30/20)																		
22988	MARYSVILLE & DISTRICT	04/25/1973	Active	33	1	2	-1	-2.94%	38	10	2		2	R	4			
140069	MELBOURNE ALL-ABILITIES	10/14/2019	Active	24	3	2	1	4.35%	22	5	0			N	1		\$665.21	
Exc Award (06/30/2020, 06/30/2021, 06/30/20)																		
36155	Melbourne Deaf and Hard of Hearing	10/25/1978	Active	8	0	4	-4	-33.33%	13	17	0			N	1		\$678.21	
Exc Award (06/30/2016)																		
22989	MERRIGUM	02/20/1973	Active	15	0	0	0	0.00%	17		8			R	2			
50982	MITCHAM INSPIRANTE	10/09/1990	Active(1)	10	0	0	0	0.00%	14		6		2		17			
115753	MONASH	12/22/2011	Active	14	1	0	1	7.69%	12		1		3		1		\$132.86	



# Club Health Assessment for District 201V5 through December 2024

			Status	Membership							Reports					Finance		LCIF
Club Number	Club Name	Charter Date		Current Member Count	YTD Members Added	YTD Members Dropped	YTD Net Growth	YTD Net Growth%	Member Count 12 Months Ago	Avg. length of service for dropped members	Months Since Last MMR ***	Yrs. Since Last Officer Report	President Rotation	Vice President Reported ****	Months Since Last Activity Report ***	Account Balance	Donations for current Fiscal Year	
			Number of times on status quo within last two years	If below 15 members appears					If net loss is greater than 20% appears			If no report in 3 months appears in	When more than one year appears in	Number of repeat terms	Notes the officers that do not have an active	If no report at 12 months appears in red		
Exc Award (06/30/2023, 06/30/2024)																		
22784	MOORABBIN	03/07/1963	Active	16	1	0	1	6.67%	15		4			N M	1			
22990	MOOROPNA	06/26/1972	Active	25	3	1	2	8.70%	23 13		1			R	1			
22785	MORDIALLOC-MENTONE	02/03/1964	Active	10	0	0	0	0.00%	10		7		6	R VP,SC	4			\$1,996.38
109121	NILLUMBIK	08/24/2010	Active	20	4	2	2	11.11%	18 2		1		4	R SC	4			\$992.91
Exc Award (06/30/2023)																		
22789	NOBLE	04/21/1970	Active	11	0	0	0	0.00%	11		1			VP,SC	17			
22993	PARK-KEYSBOROUGH NUNAWADING	10/13/1959	Active	26	2	3	-1	-3.70%	29 26		0		2	VP,SC	0			\$1,328.64
Exc Award (06/30/2023)																		
22790	OAKLEIGH	05/24/1966	Active(3)	7	0	0	0	0.00%	7		13	1	None	P,S,T,M,VP SC	17			
34687	PARK ORCHARDS	11/07/1977	Active	26	0	4	-4	-13.33%	34 9		0		3	VP,SC	4			
53595	ROWVILLE	08/15/1992	Active	22	2	0	2	10.00%	20		2		2	R VP	0			\$326.58
Exc Award (06/30/2023)																		
22798	SANDRINGHAM	09/27/1966	Active	24	3	2	1	4.35%	23 7		0		7	R	3			\$657.18
Exc Award (06/30/2023)																		
52734	SEYMOUR GOULBURN	03/18/1992	Active	35	2	2	0	0.00%	38 29		1			R SC	0			
Exc Award (06/30/2018, 06/30/2020, 06/30/2024)																		
23000	SHEPPARTON	04/14/1961	Active	9	0	2	-2	-18.18%	13 2		0		4	R	2			
Exc Award (06/30/2023)																		
149435	Shepparton Wanganui	01/11/2022	Active	15	0	3	-3	-16.67%	20 11		3		2	N P,T,SC	9			
45176	SOUTH VERMONT INC	06/24/1985	Active	26	2	1	1	4.00%	27 5		2			N M,SC	0			\$657.18
Exc Award (06/30/2020)																		
43785	TALLYGAROPNA	04/12/1984	Active	20	1	3	-2	-9.09%	22 9		0			P,T,M,VP,SC	4			
23004	TATURA	11/01/1971	Active	23	3	0	3	15.00%	21		0			N SC	1			
111196	TOOLAMBA	05/26/2011	Active	20	2	1	1	5.26%	19 1		2		2	T,VP,SC	3			
22996	VERMONT INC	01/11/1974	Active	13	0	0	0	0.00%	13		9		2	R SC	1			\$524.14
36607	VIOLET TOWN	02/16/1979	Active	12	0	0	0	0.00%	12		5		2	S,T,M,VP,SC	14	90+ Days		



## Club Health Assessment for District 201V5 through December 2024

			Status	Membership							Reports					Finance	LCIF
Club Number	Club Name	Charter Date		Current Member Count	YTD Members Added	YTD Members Dropped	YTD Net Growth	YTD Net Growth%	Member Count 12 Months Ago	Avg. length of service for dropped members	Months Since Last MMR ***	Yrs. Since Last Officer Report	President Rotation	Vice President Reported ****	Months Since Last Activity Report ***	Account Balance	Donations for current Fiscal Year
			Number of times on status quo within last two years	If below 15 members appears				If net loss is greater than 20% appears			If no report in 3 months appears in	When more than one year appears in	Number of repeat terms	Notes the officers that do not have an active	If no report at 12 months appears in red		
22909	WANDONG-WALLAN L C	06/05/1973	Active	14	1	1	0	0.00%	14	3	0		None	P,M,VP,SC	17		
32250	WANTIRNA	05/18/1976	Active	17	3	1	2	13.33%	17	10	2			N	SC	0	\$172.51
	Exc Award (06/30/2018, 06/30/2022)																
23010	WARRANTYTE	09/12/1972	Active	9	3	3	0	0.00%	11	16	3			IP	M,SC	5	
22807	WAVERLEY INC.	08/19/1961	Active	24	1	0	1	4.35%	23		4		2	R	SC	0	
	Exc Award (06/30/2018)																
55509	WHEELERS HILL	04/07/1994	Active	48	5	4	1	2.13%	44	2	0		2	N		0	\$985.76
	Exc Award (06/30/2018, 06/30/2022, 06/30/20)																
82391	WHEELERS HILL SOUTH EAST BUSINESS	05/20/2004	Active	25	0	2	-2	-7.41%	27	11	1				VP,SC	1	
23012	WHITTLESEA	11/25/1969	Active	27	3	0	3	12.50%	23		1		2		VP,SC	0	\$131.44
	Exc Award (06/30/2023)																

Clubs Cancelled Previous Fiscal Year – Clubs Cancelled within last 12 months may be reinstated

Club Number	Club Name	Charter Date	Current Status*	Cancellation Date
22379	PORT PHILLIP	10/26/1970	Cancelled(6*)	07/29/2023

Current Total Clubs Count	YTD New Clubs Count	YTD Cancelled Clubs Count	YTD Net Club Gain	Current Total Members Count	YTD Add	YTD Drop	YTD Net Growth	YTD Net Growth %	Member Count 12 Months Ago	Average Member Count Per Club	% of Clubs with less than 20 members	% No MMR in 3 Months	% No Officer Report in 12 Months	% of Clubs with balance 90+ days	Number of Clubs in Status Quo	% Status Quo Clubs in Financial Suspension	Number of Cancelled Clubs	Average Cancelled Club Age	Members Lost Due to Cancellation	% of Clubs Cancelled for Non-Financial Reasons
66	0	0	0	1,232	86	91	-5	-0.40%	1,258	19	56%	38%	3%	3%	0	0%	0	0	0	0%

\* - P - Priority Club. Cancellation Reasons: 1-Objectives/conduct, 2-Non-active club, 5-Non-existing club, 6-Disbanding, 7-Merger, 8-Financial Suspension, 9-District/Multiple District Dues.

\*\* - Abbreviation: P-President, S-Secretary, T-Treasurer, M-Member Chairperson, VP-First Vice President, MC-Communications Chairperson, SC-Service Chairperson

\*\*\* - Abbreviation: N/R - Never reported using the Lions Clubs website, N/A - Not applicable, No password registered for the Lions Clubs website.

\*\*\*\* - Abbreviation: N - New, IP - Immediate Past, R - Repeat.



## Club Health Assessment for District 201V6 through December 2024

			Status	Membership						Reports					Finance		LCIF
Club Number	Club Name	Charter Date		Current Member Count	YTD Members Added	YTD Members Dropped	YTD Net Growth	YTD Net Growth%	Member Count 12 Months Ago	Avg. length of service for dropped members	Months Since Last MMR ***	Yrs. Since Last Officer Report	President Rotation	Vice President Reported ****	Months Since Last Activity Report ***	Account Balance	Donations for current Fiscal Year
			Number of times on status quo within last two years	If below 15 members appears				If net loss is greater than 20% appears			If no report in 3 months appears in	When more than one year appears in	Number of repeat terms	Notes the officers that do not have an active	If no report at 12 months appears in red		
Clubs more than two years old																	
22962	ALBURY	04/15/1957	Active	21	1	0	1	5.00%	21		4			N	VP,SC	9	\$162.12
	Exc Award (06/30/2018)																
22864	BARHAM KOONDROOK	05/17/1968	Active	26	2	2	0	0.00%	25	6	0			N	SC	0	\$2,070.11
	Exc Award (06/30/2016)																
30286	BAROOGA & DISTRICT	02/13/1975	Active	9	1	5	-4	-30.77%	13	19	1		2		T,VP,SC	0	\$979.75
22965	BEECHWORTH	04/20/1959	Active	10	0	2	-2	-16.67%	13	4	4				M,VP,SC	0	
	Exc Award (06/30/2016, 06/30/2021)																
22966	BENALLA	09/16/1957	Active	19	3	11	-8	-29.63%	23	5	0			N		0	
	Exc Award (06/30/2018, 06/30/2022, 06/30/20)																
22968	BERRIGAN	06/26/1973	Active	9	0	0	0	0.00%	9		8				VP,SC	0	90+ Days
	Exc Award (06/30/2016)																
31672	BRIGHT	02/05/1976	Active	18	0	1	-1	-5.26%	18	49	4			N	M,SC	0	
29657	CHILTERN	07/24/1974	Active	16	0	1	-1	-5.88%	15	1	1		2		M,VP,SC	0	
22972	COBRAM	09/14/1964	Active	16	4	0	4	33.33%	11		2			N	SC	0	\$665.21
22873	COHUNA	12/06/1962	Active	26	0	4	-4	-13.33%	33	14	4				VP	0	
	Exc Award (06/30/2021)																
22973	COROWA	11/20/1959	Active	42	1	1	0	0.00%	40	59	1		2	N	SC	0	
	Exc Award (06/30/2017, 06/30/2019)																
35414	CORRYONG	04/05/1978	Active	14	1	0	1	7.69%	13		4		2		S,T,M,VP,SC	0	90+ Days
43257	CULCAIRN	12/08/1983	Active	15	1	5	-4	-21.05%	19	2	1		3	N	P,M,VP,SC	0	\$665.21
22876	DENILIKUIN	11/01/1961	Active	15	0	6	-6	-28.57%	22	14	1			N	M,VP,SC	0	
	Exc Award (06/30/2018)																
41561	EAST LODDON	06/28/1982	Active	5	0	1	-1	-16.67%	6	2	1		5		VP,SC	1	
22879	ECHUCA	08/25/1965	Active	30	1	4	-3	-9.09%	34	13	3			N	M,SC	0	
61189	ELMORE	10/19/1998	Active	16	0	0	0	0.00%	16		4		5	N	P,M,SC	0	
22981	FINLEY	03/18/1969	Active	28	0	0	0	0.00%	28		6			N	SC	0	



## Club Health Assessment for District 201V6 through December 2024

			Status	Membership							Reports					Finance		LCIF
Club Number	Club Name	Charter Date		Current Member Count	YTD Members Added	YTD Members Dropped	YTD Net Growth	YTD Net Growth%	Member Count 12 Months Ago	Avg. length of service for dropped members	Months Since Last MMR ***	Yrs. Since Last Officer Report	President Rotation	Vice President Reported *****	Months Since Last Activity Report ***	Account Balance	Donations for current Fiscal Year	
			Number of times on status quo within last two years	If below 15 members appears				If net loss is greater than 20% appears			If no report in 3 months appears in	When more than one year appears in	Number of repeat terms	Notes the officers that do not have an active	If no report at 12 months appears in red			
124253	Glenrowan-Warby Ranges	02/24/2015	Active	5	1	6	-5	-50.00%	13	9	2		2	M,VP,SC	0			
29395	GUNBOWER	05/23/1974	Active	9	0	0	0	0.00%	8		5		11	M,VP,SC	0			
34471	HENTY	09/28/1977	Active	14	1	0	1	7.69%	11		5			N SC	0			
	Exc Award (06/30/2022)																	
22984	HOLBROOK	06/26/1973	Active	8	2	1	1	14.29%	8	0	4		5	P,T,M,VP,SC	0			
33374	JERILDERIE & DISTRICT L C	02/18/1977	Active	7	0	0	0	0.00%	7		2		7	P,M,VP,SC	0			
29658	KATAMATITE	07/15/1974	Active	17	1	0	1	6.25%	16		5		2	P,VP,SC	0			
	Exc Award (06/30/2024)																	
22887	KERANG	04/30/1968	Active	23	1	0	1	4.55%	25		0			VP,SC	0		\$339.11	
	Exc Award (06/30/2016, 06/30/2017, 06/30/20)																	
44570	KIEWA-TANGAMBALANGA	01/29/1985	Active	34	0	0	0	0.00%	35		5		2	VP,SC	0			
	Exc Award (06/30/2016, 06/30/2017)																	
146031	Lake Mulwala	06/01/2021	Active	19	1	6	-5	-20.83%	21	2	0		2	VP,SC	0			
	Exc Award (06/30/2023)																	
22986	LAVINGTON	06/16/1970	Active	43	0	4	-4	-8.51%	45	25	0			N T,SC	0			
	Exc Award (06/30/2019, 06/30/2024)																	
35412	LEITCHVILLE	04/20/1978	Active	11	0	0	0	0.00%	13		8			P,T,M,VP,SC	0			
68719	LOCKHART	04/18/2003	Active	24	2	0	2	9.09%	18		2		3	N T,SC	0			
	Exc Award (06/30/2023, 06/30/2024)																	
22891	LOCKINGTON	08/21/1973	Active	22	0	0	0	0.00%	23		8			N SC	0			
	Exc Award (06/30/2016, 06/30/2023)																	
34047	MOAMA	06/08/1977	Active	18	4	1	3	20.00%	15	3	0		2	N M,SC	0			
46655	MOYHU	11/04/1986	Active	10	0	0	0	0.00%	10		2			N SC	0			
43786	MURCHISON & DISTRICT	04/10/1984	Active	11	0	0	0	0.00%	13		1		8	T,M,VP,SC	4			
	Exc Award (06/30/2016)																	
49704	MURRABIT & DIST	06/30/1989	Active	24	0	1	-1	-4.00%	25	43	1		5	R M,VP,SC	1		\$339.11	
	Exc Award (06/30/2016)																	
22992	MYRTLEFORD	04/03/1964	Active	34	3	0	3	9.68%	32		1		2	N P,M,SC	0			



## Club Health Assessment for District 201V6 through December 2024

			Status	Membership							Reports					Finance		LCIF
Club Number	Club Name	Charter Date		Current Member Count	YTD Members Added	YTD Members Dropped	YTD Net Growth	YTD Net Growth%	Member Count 12 Months Ago	Avg. length of service for dropped members	Months Since Last MMR ***	Yrs. Since Last Officer Report	President Rotation	Vice President Reported ****	Months Since Last Activity Report ***	Account Balance	Donations for current Fiscal Year	
			Number of times on status quo within last two years	If below 15 members appears				If net loss is greater than 20% appears			If no report in 3 months appears in	When more than one year appears in	Number of repeat terms	Notes the officers that do not have an active	If no report at 12 months appears in red			
32497	NATHALIA & DISTRICT	06/28/1976	Active	19	0	0	0	0.00%	19		3		4	M,VP,SC	0			
	Exc Award (06/30/2016)																	
22995	NUMURKAH	06/10/1969	Active	26	1	2	-1	-3.70%	30	19	0			P,VP,SC	0		\$332.60	
	Exc Award (06/30/2017, 06/30/2018)																	
33243	OAKLANDS & DISTRICT	01/19/1977	Active	10	0	0	0	0.00%	10		5		5	VP,SC	1			
22900	PYRAMID HILL	03/27/1969	Active	6	0	0	0	0.00%	8		5		2	P,T,M,VP,SC	1			
22899	QUAMBATOOK	10/12/1971	Active	9	0	0	0	0.00%	11		8		4	S,M,VP,SC	15			
22902	ROCHESTER	04/16/1969	Active	27	1	1	0	0.00%	23	3	2			IP SC	0			
	Exc Award (06/30/2023)																	
29929	RUTHERGLEN	11/07/1974	Active	11	0	0	0	0.00%	11		8		2	N SC	0			
	Exc Award (06/30/2017, 06/30/2018)																	
23003	STRATHMERTON	05/09/1973	Active	20	2	3	-1	-4.76%	22	11	0			M,VP,SC	2		\$665.21	
	Exc Award (06/30/2016, 06/30/2018)																	
108095	THURGOONA & DISTRICT	04/13/2010	Active	7	1	0	1	16.67%	12		4		5	VP,SC	0		\$665.21	
	Exc Award (06/30/2016, 06/30/2017, 06/30/2018)																	
30246	TOCUMWAL & DISTRICT	02/17/1975	Active	15	4	5	-1	-6.25%	18	9	0		2	N VP,SC	0		\$665.21	
	Exc Award (06/30/2016, 06/30/2023)																	
23006	TONGALA	08/24/1972	Active	35	2	0	2	6.06%	32		3		2	R SC	0			
	Exc Award (06/30/2024)																	
33576	TUNGAMAH & DISTRICT L C	03/24/1977	Active	27	2	0	2	8.00%	25		1			N	0			
	Exc Award (06/30/2018, 06/30/2019, 06/30/2020)																	
23007	UPPER KIEWA VALLEY	10/26/1963	Active	15	2	2	0	0.00%	15	18	0			IP SC	0	90+ Days		
34472	WALLA WALLA	09/09/1977	Active	8	0	1	-1	-11.11%	7	6	2			M,VP,SC	0			
	Exc Award (06/30/2018)																	
46518	WALWA JINGELLIC	08/05/1986	Active	10	1	1	0	0.00%	10	4	0		2	R M,SC	1			
	Exc Award (06/30/2018)																	
23009	WANGARATTA	11/23/1955	Active	37	2	0	2	5.71%	41		4			N SC	1		\$1,880.04	
	Exc Award (06/30/2023)																	



## Club Health Assessment for District 201V6 through December 2024

			Status		Membership						Reports					Finance		LCIF		
Club Number	Club Name	Charter Date		Current Member Count	YTD Members Added	YTD Members Dropped	YTD Net Growth	YTD Net Growth%	Member Count 12 Months Ago	Avg. length of service for dropped members	Months Since Last MMR ***	Yrs. Since Last Officer Report	President Rotation	Vice President Reported ****	Months Since Last Activity Report ***	Account Balance	Donations for current Fiscal Year			
			Number of times on status quo within last two years	If below 15 members appears				If net loss is greater than 20% appears			If no report in 3 months appears in	When more than one year appears in	Number of repeat terms	Notes the officers that do not have an active	If no report at 12 months appears in red					
23011	WODONGA	06/08/1965	Active	33	3	1	2	6.45%	34	6	2			N SC	0		\$472.38			
	Exc Award (06/30/2016, 06/30/2018)																			
30978	YACKANDANDAH	06/24/1975	Active	21	1	0	1	5.00%	18		4			R M,SC	4	90+ Days				
23013	YARRAWONGA	09/14/1964	Active	26	2	1	1	4.00%	24	0	2			N VP,SC	0		\$332.16			
	Exc Award (06/30/2016, 06/30/2019, 06/30/2020)																			
Current Total Clubs Count	YTD New Clubs Count	YTD Cancelled Clubs Count	YTD Net Club Gain	Current Total Members Count	YTD Add	YTD Drop	YTD Net Growth	YTD Net Growth %	Member Count 12 Months Ago	Average Member Count Per Club	% of Clubs with less than 20 members	% No MMR in 3 Months	% No Officer Report in 12 Months	% of Clubs with balance 90+ days	Number of Clubs in Status Quo	% Status Quo Clubs in Financial Suspension	Number of Cancelled Clubs	Average Cancelled Club Age	Members Lost Due to Cancellation	% of Clubs Cancelled for Non-Financial Reasons
55	0	0	0	1,030	55	79	-24	-2.28%	1,067	19	60%	45%	0%	7%	0	0%	0	0	0	0%

\* - P - Priority Club. Cancellation Reasons: 1-Objectives/conduct, 2-Non-active club, 5-Non-existing club, 6-Disbanding, 7-Merger, 8-Financial Suspension, 9-District/Multiple District Dues.

\*\* - Abbreviation: P-President, S-Secretary, T-Treasurer, M-Member Chairperson, VP-First Vice President, MC-Communications Chairperson, SC-Service Chairperson

\*\*\* - Abbreviation: N/R - Never reported using the Lions Clubs website, N/A - Not applicable, No password registered for the Lions Clubs website.

\*\*\*\* - Abbreviation: N - New, IP - Immediate Past, R - Repeat.





# Club Health Assessment for District 201V14 through December 2024

			Status	Membership							Reports					Finance	LCIF					
Club Number	Club Name	Charter Date		Current Member Count	YTD Members Added	YTD Members Dropped	YTD Net Growth	YTD Net Growth%	Member Count 12 Months Ago	Avg. length of service for dropped members	Months Since Last MMR ***	Yrs. Since Last Officer Report	President Rotation	Vice President Reported ****	Months Since Last Activity Report ***	Account Balance	Donations for current Fiscal Year					
			Number of times on status quo within last two years	If below 15 members appears					If net loss is greater than 20% appears							If no report appears in 3 months	When more than one year appears in	Number of repeat terms	Notes the officers that do not have an active	If no report at 12 months appears red		
Clubs more than two years old																						
122477	Alfredton Lucas	06/17/2014	Active	11	1	0	1	10.00%	10		0				VP,SC	0		\$37.47				
22515	BACCHUS MARSH	07/12/1972	Active	43	1	3	-2	-4.44%	44	28	0			N	SC	1						
22516	BALLAN	04/14/1972	Active	8	0	0	0	0.00%	9		9		5		VP,SC	0						
22517	BALLARAT	10/29/1960	Active	20	0	0	0	0.00%	21		0		None		P,M,VP,SC	19						
22865	BENDIGO	01/16/1956	Active	17	0	0	0	0.00%	18		6		3	R	P,SC	4						
22867	BEULAH	07/11/1973	Active	15	0	1	-1	-6.25%	16	51	4		7	N	P,M,VP,SC	0						
22868	BIRCHIP	09/09/1958	Active	8	0	0	0	0.00%	8		16				M,VP,SC	16						
38195	BRIM	03/19/1980	Active	12	0	0	0	0.00%	12		19		3		S,T,M,VP,SC	24+						
22869	BROADMEADOWS	05/22/1962	Active	1	0	2	-2	-66.67%	3	29	0		4		T,VP,SC	0						
44569	BROWN HILL & DISTRICT	01/08/1985	Active	9	1	8	-7	-43.75%	17	18	0		None		P,T,M,VP,SC	7						
22870	BRUNSWICK	09/20/1961	Active	9	1	0	1	12.50%	8		4				VP	14						
31200	BUNINYONG MT HELEN	09/24/1975	Active(1)	23	3	1	2	9.52%	23	8	1				VP,SC	17						
40538	CARISBROOK	11/17/1981	Active	32	3	1	2	6.67%	32	1	4		7		M,VP,SC	2	90+ Days	\$214.86				
100428	CAROLINE SPRINGS AND DISTRICT	11/20/2007	Active	5	0	0	0	0.00%	6		6		4		VP,SC	12						
22871	CASTLEMAINE DISTRICT L C	12/14/1971	Active	21	0	4	-4	-16.00%	25	4	0		3	N		0						
Exc Award (06/30/2024)																						
33240	CHARLTON	01/13/1977	Active	19	1	4	-3	-13.64%	21	11	0				M,VP,SC	0		\$332.16				
Exc Award (06/30/2020, 06/30/2021)																						
22872	COBURG	08/15/1959	Active	2	0	0	0	0.00%	2		5		9		VP	2						
22877	CRESWICK	11/20/1973	Active	12	0	1	-1	-7.69%	12	13	1		5	N	SC	12						
40539	DIGGERS REST	11/02/1981	Active	14	4	0	4	40.00%	10		5		4	R	M,SC	0						
22875	DONALD	08/31/1957	Active	20	3	2	1	5.26%	20	30	4				M,VP,SC	20						
31483	EAGLEHAWK	12/03/1975	Active	11	0	0	0	0.00%	11		9		2		S,M,VP,SC	8						
22524	ESSENDON	03/18/1953	Active	14	0	0	0	0.00%	15		0		2	R		8						



# Club Health Assessment for District 201V14 through December 2024

			Status	Membership							Reports					Finance	LCIF	
Club Number	Club Name	Charter Date		Current Member Count	YTD Members Added	YTD Members Dropped	YTD Net Growth	YTD Net Growth%	Member Count 12 Months Ago	Avg. length of service for dropped members	Months Since Last MMR ***	Yrs. Since Last Officer Report	President Rotation	Vice President Reported ****	Months Since Last Activity Report ***	Account Balance	Donations for current Fiscal Year	
			Number of times on status quo within last two years	If below 15 members appears			If net loss is greater than 20% appears			If no report in 3 months appears in		When more than one year appears in	Number of repeat terms	Notes the officers that do not have an active		If no report at 12 months appears in red		
122114	Gisborne and District	05/09/2014	Active	15	3	1	2	15.38%	14	11	0		2	R	SC	2	90+ Days	\$657.18
30287	GLENROY	02/28/1975	Active	13	0	2	-2	-13.33%	15	18	2			N		0		
44311	HADDON & DIST	10/03/1984	Active	17	0	1	-1	-5.56%	18	46	0		3	N	M,SC	21		
44084	HARCOURT & DISTRICT L C	06/06/1984	Active	8	0	0	0	0.00%	8		8		2		P,M,VP,SC	5		
22884	HEATHCOTE	03/25/1971	Active	10	1	0	1	11.11%	11		2				VP,SC	9		
52652	HEIDELBERG WARRINGAL	03/10/1992	Active	10	2	1	1	11.11%	12	40	3				VP	2		
47684	HUNTLY & EPSOM	08/03/1987	Active	11	1	1	0	0.00%	11	6	1		5		P,VP,SC	1		
22885	INGLEWOOD	09/06/1965	Active	14	3	2	1	7.69%	13	17	0		3		M,VP,SC	2		
32827	KANGAROO FLAT	10/11/1976	Active	3	0	0	0	0.00%	3		0		8		S,VP,SC	24+		
22889	KYNETON	08/17/1953	Active	14	0	0	0	0.00%	14		0				VP,SC	0		
36605	LAKE BOGA	02/08/1979	Active(1)	10	0	1	-1	-9.09%	12	4	1			R	VP,SC	0	90+ Days	\$664.32
22890	LANCEFIELD ROMSEY	08/16/1973	Active	14	1	0	1	7.69%	15		0				VP,SC	0		
48942	MAIDEN GULLY-MARONG	10/12/1988	Active(1)	26	0	0	0	0.00%	28		4		4	N	SC	5		
29656	MALDON	07/18/1974	Active	15	0	0	0	0.00%	15		8		6	R		0		
22892	MARYBOROUGH	07/01/1970	Active	13	0	0	0	0.00%	13		0				P,VP,SC	0		
134632	Melbourne Ausina	04/30/2018	Active	16	2	2	0	0.00%	16	3	4			N	SC	5		
61177	MELBOURNE CHINESE	10/13/1998	Active	78	1	0	1	1.30%	77		1		2		VP	7		
Exc Award (06/01/2024, 06/30/2020, 06/30/20)																		
125232	Melbourne City-Southbank	06/18/2015	Active	7	0	0	0	0.00%	7		7		3		M,VP,SC	7		
139390	Melbourne Great Ocean	09/12/2019	Active(1)	24	0	5	-5	-17.24%	28	5	2				VP,SC	5		
22363	MELBOURNE HOST	03/19/1952	Active	12	0	0	0	0.00%	12		0		2	N		13		
22364	MELBOURNE MARKETS INC	05/17/1972	Active(1)	10	0	2	-2	-16.67%	12	11	3		4		VP,SC	24+		
130151	Melbourne Next Gen	03/03/2017	Active	19	0	0	0	0.00%	20		6		3	R		8		
Exc Award (06/30/2020, 06/30/2022)																		
126005	Melbourne Sino Innovation Inc	10/22/2015	Active(1)	42	0	0	0	0.00%	41		6			N	SC	8		
Exc Award (06/30/2018)																		



# Club Health Assessment for District 201V14 through December 2024

Club Number	Club Name	Charter Date	Status	Membership							Reports					Finance	LCIF
				Current Member Count	YTD Members Added	YTD Members Dropped	YTD Net Growth	YTD Net Growth%	Member Count 12 Months Ago	Avg. length of service members	Months Since Last MMR ***	Yrs. Since Last Officer Report	President Rotation	Vice President Reported ****	Months Since Last Activity Report ***	Account Balance	Donations for current Fiscal Year
			Number of times on status quo within last two years	If below 15 members appears				If net loss is greater than 20% appears			If no report in 3 months appears in	When more than one year appears in	Number of repeat terms	Notes the officers that do not have an active	If no report at 12 months red		
22539	MELTON	12/17/1968	Active	9	0	2	-2	-18.18%	12	7	3			N	SC	24+	
33110	MOUNT BOLTON & DISTRICT L C	12/21/1976	Active	22	1	0	1	4.76%	21		3		3		M,VP,SC	11	
22893	NORTHCOTE	08/16/1962	Active	22	3	1	2	10.00%	21	12	1			N	SC	0	\$2,441.56
37971	NYAH DISTRICT L C	01/31/1980	Active	13	2	1	1	8.33%	12	13	0		2		M,VP	21	
22895	OUYEN	11/21/1968	Active	10	0	0	0	0.00%	11		6		2		VP,SC	10	
22546	RAINBOW	06/24/1970	Active	18	2	2	0	0.00%	18	16	4		2		P,VP,SC	22	
22901	RESERVOIR	07/07/1971	Active	5	1	0	1	25.00%	3		0		8		VP	23	
33242	RIDDELLS CREEK	01/13/1977	Active	12	0	0	0	0.00%	11		3		15		VP,SC	1	\$32.86
35623	ROBINVALE & DISTRICT L C	05/17/1978	Active(1)	9	0	0	0	0.00%	9		11		2		P,S,T,M,VP SC	24+	
22905	SEA LAKE	03/13/1961	Active	7	0	0	0	0.00%	10		6		15		P,S,T,M,VP SC	22	
22548	SEBASTOPOL & DISTRICT	05/09/1972	Active	24	1	0	1	4.35%	22		3			N	SC	0	\$1,314.35
Exc Award (06/30/2022, 06/30/2024)																	
36606	SPEED	02/16/1979	Active	26	0	0	0	0.00%	26		17				VP,SC	22	
22904	ST ARNAUD	12/27/1971	Active	20	0	0	0	0.00%	20		9				VP,SC	9	
66461	STATE PARLIAMENT VICTORIA	06/28/2002	Active	19	1	0	1	5.56%	19		4		6		VP,SC	24+	
32249	STRATHFIELDSAYE	05/18/1976	Active	16	2	0	2	14.29%	16		1			R		2	
Exc Award (06/30/2018)																	
64954	SUNBURY	01/24/2002	P- Active	0	0	0	0	0.00%	0		18	1	None		P,S,T,M,VP SC	24	
22908	SWAN HILL	11/04/1964	Active	10	0	0	0	0.00%	14		1		2		M,VP,SC	17	\$657.18
108750	TAYLORS LAKES	06/22/2010	Active	24	1	0	1	4.35%	19		5		2	R	SC	5	
Exc Award (06/30/2021)																	
44218	TRENTHAM	08/31/1984	Active	22	1	1	0	0.00%	18	20	0		None		P,M,VP	15	90+ Days \$665.21
40168	ULTIMA	06/30/1981	Active	9	1	1	0	0.00%	9	8	0		5		P,T,M,VP,SC	0	
122027	Victoria Quilters	04/28/2014	Active	14	0	0	0	0.00%	13		8				VP,SC	8	\$100.00
22910	WARRACKNABEAL	12/10/1964	Active	21	0	0	0	0.00%	21		8		7		M,VP,SC	19	



## Club Health Assessment for District 201V14 through December 2024

INTERNATIONAL

Club Number	Club Name	Charter Date	Status	Membership						Reports				Finance	LCIF		
				Current Member Count	YTD Members Added	YTD Members Dropped	YTD Net Growth	YTD Net Growth%	Member Count 12 Months Ago	Avg. length of service for dropped members	Months Since Last MMR ***	Yrs. Since Last Officer Report	President Rotation	Vice President Reported ****	Months Since Last Activity Report ***	Account Balance	Donations for current Fiscal Year
			Number of times on status quo within last two years	If below 15 members appears				If net loss is greater than 20% appears			If no report in 3 months appears in	When more than one year appears in	Number of repeat terms	Notes the officers that do not have an active	If no report at 12 months appears in red		
35624	WEDDERBURN	05/10/1978	Active	27	2	0	2	8.00%	27		5			N	T,M,SC	4	
22555	WENDOREE	10/21/1970	Active	3	0	0	0	0.00%	3		10		4		VP,SC	19	
22911	WOODEND	08/15/1972	Active	9	1	0	1	12.50%	8		0		12		M,VP,SC	0	
22912	WOOMELANG	04/30/1969	Active	22	0	0	0	0.00%	22		9		4		P,M,VP,SC	9	
22913	WYCHEPROOF	10/01/1962	Active	25	0	0	0	0.00%	27		6				P,VP,SC	2	

Clubs Cancelled Previous Fiscal Year – Clubs Cancelled within last 12 months may be reinstated

Club Number	Club Name	Charter Date	Current Status*	Cancellation Date
22531	JEPARIT	06/12/1973	Cancelled(6*)	08/29/2023

Current Total Clubs Count	YTD New Clubs Count	YTD Cancelled Clubs Count	YTD Net Club Gain	Current Total Members Count	YTD Add	YTD Drop	YTD Net Growth	YTD Net Growth %	Member Count 12 Months Ago	Average Member Count Per Club	% of Clubs with less than 20 members	% No MMR in 3 Months	% No Officer Report in 12 Months	% of Clubs with balance 90+ days	Number of Clubs in Status Quo	% Status Quo Clubs in Financial Suspension	Number of Cancelled Clubs	Average Cancelled Club Age	Members Lost Due to Cancellation	% of Clubs Cancelled for Non-Financial Reasons
72	0	0	0	1,145	51	53	-2	-0.17%	1,170	16	71%	56%	1%	6%	0	0%	0	0	0	0%

\* - P - Priority Club. Cancellation Reasons: 1-Objectives/conduct, 2-Non-active club, 5-Non-existing club, 6-Disbanding, 7-Merger, 8-Financial Suspension, 9-District/Multiple District Dues.

\*\* - Abbreviation: P-President, S-Secretary, T-Treasurer, M-Member Chairperson, VP-First Vice President, MC-Communications Chairperson, SC-Service Chairperson

\*\*\* - Abbreviation: N/R - Never reported using the Lions Clubs website, N/A - Not applicable, No password registered for the Lions Clubs website.

\*\*\*\* - Abbreviation: N - New, IP - Immediate Past, R - Repeat.



# Club Health Assessment for District 201WA through December 2024

			Status	Membership							Reports					Finance		LCIF
Club Number	Club Name	Charter Date		Current Member Count	YTD Members Added	YTD Members Dropped	YTD Net Growth	YTD Net Growth%	Member Count 12 Months Ago	Avg. length of service for dropped members	Months Since Last MMR ***	Yrs. Since Last Officer Report	President Rotation	Vice President Reported ****	Months Since Last Activity Report ***	Account Balance	Donations for current Fiscal Year	
			Number of times on status quo within last two years	If below 15 members appears				If net loss is greater than 20% appears			If no report in 3 months appears in	When more than one year appears in	Number of repeat terms		Notes the officers that do not have an active	If no report at 12 months appears in red		
Clubs less than two years old																		
157229	Western Australia Lions Diabetes	02/12/2024	Active	27	3	1	2	8.00%	0	0	0		2	N		N/A		
153745	Western Australia Multicultural	03/02/2023	Active	32	4	4	0	0.00%	33	3	0		3	R	SC	5		
Clubs more than two years old																		
22914	ALBANY	01/28/1965	Active	11	0	0	0	0.00%	12		8			IP	SC	23		\$176.33
28062	ALBANY SOUTH COAST	02/14/1974	Active	18	0	0	0	0.00%	17		9		3	N	M,SC	0		
22916	ARMADALE KELMSCOTT	08/09/1971	Active	21	1	0	1	5.00%	21		0		2	N	SC	24+		\$665.21
117214	ATWELL	06/20/2012	Active	20	0	0	0	0.00%	20		9			R		9		
58511	AUSTRALIND	06/27/1996	Active	27	0	0	0	0.00%	30		6		2	R		0		
Exc Award (06/30/2017)																		
43651	BALDIVIS	03/09/1984	Active	15	1	2	-1	-6.25%	16	9	2			N	SC	5		\$133.76
Exc Award (06/30/2017)																		
49355	BALLAJURA	03/31/1989	Active	17	0	0	0	0.00%	19		4		3	R	SC	4		\$466.09
Exc Award (06/30/2017, 06/30/2018)																		
51957	BASSENDEAN	08/13/1991	Active	9	0	0	0	0.00%	9		19	1	None		P,S,T,M,VP SC	24+		\$271.28
33887	BENCUBBIN & DISTRICTS L C	05/05/1977	Active(1)	7	0	0	0	0.00%	7		10		2	R	SC	5		
31577	BODDINGTON	01/16/1976	Active	26	9	2	7	36.84%	24	0	4		8		VP,SC	2		
22919	BOORAGOON	05/11/1973	Active	22	0	5	-5	-18.52%	29	17	2			N	SC	2		\$531.46
Exc Award (06/30/2022, 06/30/2023)																		
22920	BOYANUP INC	03/06/1973	Active	13	0	2	-2	-13.33%	18	6	4				VP,SC	11		
40203	BOYUP BROOK	06/30/1981	Active	8	0	0	0	0.00%	8		6		5		M,VP,SC	24+		
38702	BRIDGETOWN	06/30/1980	Active	9	0	2	-2	-18.18%	13	4	0	1	None		P,S,T,M,VP SC	24+		
22723	BROOME	12/27/1971	Active	22	0	3	-3	-12.00%	27	3	2		2	R	SC	24+		
22922	BRUNSWICK JUNCTION	04/07/1970	Active	31	1	1	0	0.00%	30	4	1			N	SC	1		
22923	BULL CREEK L C	05/27/1970	Active	12	1	0	1	9.09%	13		2			R	M,SC	0		\$1,356.42
22926	BUSSELTON	05/31/1966	Active	55	2	4	-2	-3.51%	55	6	0		2	N		6		




# Club Health Assessment for District 201WA through December 2024

			Status	Membership							Reports					Finance		LCIF
Club Number	Club Name	Charter Date		Current Member Count	YTD Members Added	YTD Members Dropped	YTD Net Growth	YTD Net Growth%	Member Count 12 Months Ago	Avg. length of service for dropped members	Months Since Last MMR ***	Yrs. Since Last Officer Report	President Rotation	Vice President Reported ****	Months Since Last Activity Report ***	Account Balance	Donations for current Fiscal Year	
			Number of times on status quo within last two years	If below 15 members appears			If net loss is greater than 20% appears				If no report in 3 months appears in	When more than one year appears in	Number of repeat terms	Notes the officers that do not have an active	If no report at 12 months appears in red			
Exc Award (06/30/2016, 06/30/2017, 06/30/2020)																		
33889	CANNING CITY INC	05/18/1977	Active	25	2	1	1	4.17%	24	2	1		2	R	SC	3	\$1,328.64	
55309	CARNAMAH	02/14/1994	Active	5	0	0	0	0.00%	5		5				M,VP,SC	24+		
22724	CARNARVON	10/29/1965	Active	11	0	0	0	0.00%	10		11		3		M,VP,SC	24+		
22758	CITY OF PERTH HOST LC	09/22/1962	Active	9	0	2	-2	-18.18%	11	3	1		2		M,VP,SC	17		
45179	CLAREMONT NEDLANDS	06/27/1985	Active	19	0	0	0	0.00%	16		4		3	R	VP,SC	5		
22929	COLLIE	05/09/1966	Active	27	0	4	-4	-12.90%	31	14	1			N	VP,SC	7		
44764	COWARAMUP	03/28/1985	Active	25	0	0	0	0.00%	26		6			R	SC	0		
43787	CUNDERDIN	04/09/1984	Active	17	0	2	-2	-10.53%	19	23	0				M,VP,SC	1		
47026	DALWALLINU & DIST	03/09/1987	Active	7	0	0	0	0.00%	7		15		2		M,VP,SC	24		
22930	DARDANUP	12/29/1971	Active	32	1	0	1	3.23%	30		4			N	P,VP,SC	8		
22931	DENMARK	11/26/1973	Active	16	3	0	3	23.08%	11		4		3		M,VP,SC	0		
43529	DONGARA DENISON	02/10/1984	Active	22	2	0	2	10.00%	20		3		3		VP,SC	0		
41050	DONNYBROOK	03/18/1982	Active	12	2	0	2	20.00%	11		5				P,M,VP,SC	24+		
Exc Award (06/30/2017)																		
29595	DUNCRAIG	06/07/1974	Active	32	1	1	0	0.00%	36	8	0			N	S	0	\$328.59	
Exc Award (06/30/2018, 06/30/2019)																		
38496	DUNSBOROUGH	05/20/1980	Active	27	0	0	0	0.00%	31		6				VP,SC	2		
29317	EATON	05/03/1974	Active	21	0	0	0	0.00%	24		3			N	P,SC	4		
65266	ELLENBROOK	04/23/2002	Active	15	3	3	0	0.00%	17	7	0				VP,SC	1		
22932	ESPERANCE	04/23/1968	Active	16	2	1	1	6.67%	16	22	1				M,VP,SC	24+		
101638	FALCON INC	03/31/2008	Active	37	3	0	3	8.82%	30		2			N	SC	0		
22750	FLOREAT	08/03/1965	Active	19	0	1	-1	-5.00%	23	37	0			IP	M,SC	9		
22934	FREMANTLE	02/21/1964	Active	12	0	1	-1	-7.69%	14	27	3			N	SC	13		
22933	FREMANTLE EAST	04/28/1972	Active	8	0	0	0	0.00%	7		8		13	R	SC	1		
22731	GERALDTON	12/08/1965	Active	9	0	0	0	0.00%	9		19	2	None		P,S,T,M,VP SC	24+		



# Club Health Assessment for District 201WA through December 2024

			Status	Membership						Reports					Finance		LCIF
Club Number	Club Name	Charter Date		Current Member Count	YTD Members Added	YTD Members Dropped	YTD Net Growth	YTD Net Growth%	Member Count 12 Months Ago	Avg. length of service for dropped members	Months Since Last MMR ***	Yrs. Since Last Officer Report	President Rotation	Vice President Reported ****	Months Since Last Activity Report ***	Account Balance	Donations for current Fiscal Year
			Number of times on status quo within last two years	If below 15 members appears				If net loss is greater than 20% appears			If no report in 3 months appears in	When more than one year appears in	Number of repeat terms	Notes the officers that do not have an active	If no report at 12 months appears in red		
31873	GINGIN CHITTERING	03/18/1976	Active	12	0	0	0	0.00%	12		20			M,VP,SC	0		
38819	GIRRAWHEEN L C	07/07/1980	Active	19	1	0	1	5.56%	19		4			R, P,SC	4		
22927	GOSNELLS	07/16/1969	Active	25	0	3	-3	-10.71%	25	4	0			N, SC	3		
102028	HANNANS GOLDFIELDS	05/23/2008	Active(1)	10	0	1	-1	-9.09%	12	14	4		3	P,M,VP,SC	12		
144465	Harrisdale Piara Waters	04/19/2021	Active	12	0	0	0	0.00%	14		6		4	M,VP,SC	24+		
40540	HARVEY	11/17/1981	Active	21	0	0	0	0.00%	21		0		None	N, P,SC	0		
35415	HYDEN	04/12/1978	Active	14	0	0	0	0.00%	13		8			T,M,VP,SC	24+		
61934	JANDAKOT LAKES	05/17/1999	Active(1)	4	3	0	3	300.00%	3		4			M,VP,SC	24		
35625	JERRAMUNGUP	05/26/1978	Active	15	2	0	2	15.38%	13		5		7	M,VP,SC	5		
22935	KALAMUNDA	05/21/1968	Active	16	1	1	0	0.00%	20	3	1		2	R, SC	8		
22735	KALGOORLIE	06/01/1967	Active	9	0	0	0	0.00%	9		6			VP,SC	9		
22936	KATANNING	03/12/1973	Active	12	0	1	-1	-7.69%	13	2	0		3	VP,SC	0		
50959	KINGSLEY-WOODVALE	09/25/1990	Active	17	0	3	-3	-15.00%	22	5	0		4	N, S,M,SC	1		
36746	KOJONUP	03/08/1979	Active	20	0	3	-3	-13.04%	23	28	1			N, SC	4		
22938	KONDININ	09/13/1973	Active	7	1	1	0	0.00%	8	2	1		3	R, SC	10		
22939	KULIN	12/05/1972	Active	12	0	0	0	0.00%	12		8		3	R, T,M,SC	24+		
22940	KWINANA	03/28/1968	Active	14	0	0	0	0.00%	14		4			N	24+		
Exc Award (06/30/2018)																	
22941	LAKE GRACE	11/13/1969	Active	10	0	1	-1	-9.09%	13	39	0		3	R, M,SC	6		
95278	LANCELIN AND DISTRICTS	01/30/2006	Active	12	2	1	1	9.09%	10	0	2		3	VP,SC	15		
41839	LEEMING & DIST	09/23/1982	Active	11	0	1	-1	-8.33%	14	6	0			VP	1		
22942	LEEUWIN	10/12/1971	Active	34	4	7	-3	-8.11%	33	5	2		4	VP,SC	24+		
22943	MANDURAH	06/07/1971	Active	51	5	0	5	10.87%	45		3		2	R, SC	2		\$664.32
Exc Award (06/30/2024)																	
22944	MANJIMUP	05/05/1968	Active	8	0	0	0	0.00%	12		3			VP	2		





# Club Health Assessment for District 201WA through December 2024

			Status	Membership							Reports					Finance		LCIF
Club Number	Club Name	Charter Date		Current Member Count	YTD Members Added	YTD Members Dropped	YTD Net Growth	YTD Net Growth%	Member Count 12 Months Ago	Avg. length of service for dropped members	Months Since Last MMR ***	Yrs. Since Last Officer Report	President Rotation	Vice President Reported ****	Months Since Last Activity Report ***	Account Balance	Donations for current Fiscal Year	
			Number of times on status quo within last two years	If below 15 members appears				If net loss is greater than 20% appears			If no report in 3 months appears in	When more than one year appears in	Number of repeat terms	Notes the officers that do not have an active	If no report at 12 months appears in red			
99495	MARGARET RIVER	05/30/2007	Active	26	0	0	0	0.00%	25		4			VP,SC	8	90+ Days	\$326.58	
Exc Award (06/30/2023)																		
59621	MOORA	05/15/1997	Active	18	0	4	-4	-18.18%	23	1	1			M,VP,SC	19			
22948	MT BARKER	12/11/1969	Active(1)	25	0	0	0	0.00%	23		5		R		9			
42210	NANNUP	01/21/1983	Active	14	0	0	0	0.00%	14		9		3	M,VP,SC	24+			
36403	NAREMBEEN	12/29/1978	Active	7	0	0	0	0.00%	9		6			N	SC			N/R
22950	NARROGIN	06/13/1968	Active	34	0	3	-3	-8.11%	37	28	1			N	M,SC			24+
22745	NEWMAN	10/05/1971	Active(1)	9	4	0	4	80.00%	5		5		11	S,M,VP,SC	4			
40668	NORANDA	12/01/1981	Active	20	6	4	2	11.11%	23	34	0		2	R	SC			1
107810	NORTH BEACH	03/26/2010	Active	22	4	0	4	22.22%	20		1		2	R	SC			2
22951	NORTHAM	05/21/1968	Active	32	1	0	1	3.23%	31		4		3	N	VP			5
Exc Award (06/30/2016)																		
22747	NORTHAMPTON	08/20/1970	Active	23	0	0	0	0.00%	24		10			P,M,VP,SC	24+			
41840	PINGRUP	09/27/1982	Active	12	0	0	0	0.00%	12		30		3	P,M,VP,SC	N/R			
22952	PINJARRA	01/03/1974	Active	17	0	1	-1	-5.56%	19	1	2		2	R	P,SC			2
60305	PORT KENNEDY	01/20/1998	Active	17	0	1	-1	-5.56%	14	12	0		2		VP,SC	7		
Exc Award (06/30/2018, 06/30/2019)																		
22954	ROCKINGHAM	03/23/1967	Active	23	1	3	-2	-8.00%	23	1	0		2	N		0		
31486	SERPENTINE-JARRAHDALE	12/15/1975	Active	15	2	2	0	0.00%	14	2	4			N	T,VP,SC	6		
22955	SOUTH PERTH	10/26/1965	Active	22	4	1	3	15.79%	19	17	4		2	R	SC	12		
22756	STIRLING	03/23/1971	Active	16	2	2	0	0.00%	16	8	0		2	R	SC	0		
Exc Award (06/30/2018)																		
35089	TAMBELLUP	02/02/1978	Active	14	1	1	0	0.00%	14	11	3		5	P,M,VP,SC	24+			
22759	THREE SPRINGS	01/09/1973	Active(1)	9	0	0	0	0.00%	6		1		3	T,M,VP,SC	24+			
32747	TOODYAY	09/14/1976	Active	14	0	0	0	0.00%	12		9		2		VP,SC	8		
140866	Vasse	02/28/2020	Active	33	1	0	1	3.13%	36		1		3	R		4		





## Club Health Assessment for District 201WA through December 2024

			Status							Membership					Reports					Finance		LCIF
Club Number	Club Name	Charter Date			Current Member Count	YTD Members Added	YTD Members Dropped	YTD Net Growth	YTD Net Growth%	Member Count 12 Months Ago	Avg. length of service for dropped members	Months Since Last MMR ***	Yrs. Since Last Officer Report	President Rotation	Vice President Reported ****	Months Since Last Activity Report ***	Account Balance	Donations for current Fiscal Year				
			Number of times on status quo within last two years		If below 15 members appears				If net loss is greater than 20% appears			If no report in 3 months appears in	When more than one year appears in	Number of repeat terms	Notes the officers that do not have an active	If no report at 12 months appears in red						
Exc Award (06/30/2022)																						
22958	VICTORIA PARK	04/17/1963	Active(1)		23	0	0	0	0.00%	24		9		3	N	11						
22959	WAGIN	05/03/1966	Active		16	0	0	0	0.00%	16		9		2	R	24+						
37264	WANDERING	06/14/1979	Active		20	0	2	-2	-9.09%	23	8	3			P,M,VP,SC	N/R						
22761	WANNEROO	05/03/1971	Active		13	0	0	0	0.00%	13		9			IP SC	17						
22960	WAROONA	03/18/1969	Active		25	0	1	-1	-3.85%	27	1	3		2	N	2						
Exc Award (06/30/2017, 06/30/2018)																						
37709	WHITFORD	11/21/1979	Active		11	3	0	3	37.50%	7		5		2	R SC	4						
Current Total Clubs Count	YTD New Clubs Count	YTD Cancelled Clubs Count	YTD Net Club Gain	Current Total Members Count	YTD Add	YTD Drop	YTD Net Growth	YTD Net Growth %	Member Count 12 Months Ago	Average Member Count Per Club	% of Clubs with less than 20 members	% No MMR in 3 Months	% No Officer Report in 12 Months	% of Clubs with balance 90+ days	Number of Clubs in Status Quo	% Status Quo Clubs in Financial Suspension	Number of Cancelled Clubs	Average Cancelled Club Age	Members Lost Due to Cancellation	% of Clubs Cancelled for Non-Financial Reasons		
94	0	0	0	1,720	89	90	-1	-0.06%	1,738	18	61%	57%	3%	1%	0	0%	0	0	0	0%		

\* - P - Priority Club. Cancellation Reasons: 1-Objectives/conduct, 2-Non-active club, 5-Non-existing club, 6-Disbanding, 7-Merger, 8-Financial Suspension, 9-District/Multiple District Dues.


\*\* - Abbreviation: P-President, S-Secretary, T-Treasurer, M-Member Chairperson, VP-First Vice President, MC-Communications Chairperson, SC-Service Chairperson

\*\*\* - Abbreviation: N/R - Never reported using the Lions Clubs website, N/A - Not applicable, No password registered for the Lions Clubs website.

\*\*\*\* - Abbreviation: N - New, IP - Immediate Past, R - Repeat.



Club Health Assessment for District 201W2 - Cancelled through December 2024

			Status	Membership							Reports					Finance	LCIF
Club Number	Club Name	Charter Date		Current Member Count	YTD Members Added	YTD Members Dropped	YTD Net Growth	YTD Net Growth%	Member Count 12 Months Ago	Avg. length of service for dropped members	Months Since Last MMR ***	Yrs. Since Last Officer Report	President Rotation	Vice President Reported ****	Months Since Last Activity Report ***	Account Balance	Donations for current Fiscal Year
			Number of times on status quo within last two years	If below 15 members appears				If net loss is greater than 20% appears			If no report in 3 months appears in	When more than one year appears in	Number of repeat terms	Notes the officers that do not have an active	If no report at 12 months appears in red		

Clubs Cancelled Previous Fiscal Year – Clubs Cancelled within last 12 months may be reinstated

Club Number	Club Name	Charter Date	Current Status*	Cancellation Date
50219	CAPEL	02/21/1990	Cancelled(6*)	02/29/2024

Current Total Clubs Count	YTD New Clubs Count	YTD Cancelled Clubs Count	YTD Net Club Gain	Current Total Members Count	YTD Add	YTD Drop	YTD Net Growth	YTD Net Growth %	Member Count 12 Months Ago	Average Member Count Per Club	% of Clubs with less than 20 members	% No MMR in 3 Months	% No Officer Report in 12 Months	% of Clubs with balance 90+ days	Number of Clubs in Status Quo	% Status Quo Clubs in Financial Suspension	Number of Cancelled Clubs	Average Cancelled Club Age	Members Lost Due to Cancellation	% of Clubs Cancelled for Non-Financial Reasons
0	0	0	0	0	0	0	0	100.00%	0	0	0%	0%	0%	0%	0	0%	0	0	0	0%

\* - P - Priority Club. Cancellation Reasons: 1-Objectives/conduct, 2-Non-active club, 5-Non-existing club, 6-Disbanding, 7-Merger, 8-Financial Suspension, 9-District/Multiple District Dues.  
\*\* - Abbreviation: P-President, S-Secretary, T-Treasurer, M-Member Chairperson, VP-First Vice President, MC-Communications Chairperson, SC-Service Chairperson  
\*\*\* - Abbreviation: N/R - Never reported using the Lions Clubs website, N/A - Not applicable, No password registered for the Lions Clubs website.  
\*\*\*\* - Abbreviation: N - New, IP - Immediate Past, R - Repeat.



## Club Health Assessment for District 202 D through December 2024

			Status	Membership							Reports					Finance		LCIF
Club Number	Club Name	Charter Date		Current Member Count	YTD Members Added	YTD Members Dropped	YTD Net Growth	YTD Net Growth%	Member Count 12 Months Ago	Avg. length of service for dropped members	Months Since Last MMR ***	Yrs. Since Last Officer Report	President Rotation	Vice President Reported ****	Months Since Last Activity Report ***	Account Balance	Donations for current Fiscal Year	
			Number of times on status quo within last two years	If below 15 members appears				If net loss is greater than 20% appears			If no report in 3 months appears in	When more than one year appears in	Number of repeat terms	Notes the officers that do not have an active	If no report at 12 months appears in red			
Clubs less than two years old																		
156492	Palmerston North Clearview Park Exc Award (06/30/2024)	11/02/2023	Active	24	1	1	0	0.00%	21	2	1		2	N	M,SC	0		
Clubs more than two years old																		
23244	ASHHURST POHANGINA	10/26/1971	Active	22	0	1	-1	-4.35%	23	11	2		5		M,VP,SC	24+		
23245	BELL BLOCK AND DISTRICTS Exc Award (06/30/2016)	05/17/1972	Active	23	0	0	0	0.00%	26		6			N	M,SC	17		
31079	COLYTON-BUNNYTHORPE Exc Award (06/30/2016, 06/30/2017, 06/30/20)	07/10/1975	Active	40	0	0	0	0.00%	40		5				T,M,VP,SC	6		
23247	ELTHAM Exc Award (06/30/2016, 06/30/2017, 06/30/20)	10/13/1970	Active	41	1	1	0	0.00%	39	4	1			N		0	\$874.23	
23248	FEILDING	12/14/1961	Active	36	0	1	-1	-2.70%	38	12	1		2		M,VP	22		
34474	FEILDING MANCHESTER	09/20/1977	Active	31	0	1	-1	-3.13%	32	17	1			N	SC	7		
23249	FOXTON Exc Award (06/30/2017)	12/16/1965	Active	12	2	2	0	0.00%	12	25	0		2		M,VP,SC	21		
53041	FOXTON TE AWAHOU	05/01/1992	Active	19	1	1	0	0.00%	19	44	0			N	M,SC	0		
52903	HAWERA MT VIEW	04/21/1992	Active	28	1	1	0	0.00%	29	1	3		2	R	SC	1	\$119.35	
23251	HUNTERVILLE	05/15/1967	Active	33	0	0	0	0.00%	31		5		2		M,VP,SC	6		
23252	INGLEWOOD Exc Award (06/30/2018, 06/30/2023, 06/30/20)	05/02/1967	Active	35	0	0	0	0.00%	36		0			N	SC	9		
23253	KAIRANGA Exc Award (06/30/2017, 06/30/2018, 06/30/20)	06/15/1973	Active	43	3	1	2	4.88%	40	0	4			N		0		
23255	KAPONGA Exc Award (06/30/2018, 06/30/2023)	03/29/1972	Active	32	2	3	-1	-3.03%	34	12	0			N	SC	3	\$1,737.41	
23259	MARTON	03/24/1964	Active	25	7	4	3	13.64%	22	3	0				M,VP,SC	4		
141620	New Plymouth Central Exc Award (06/30/2021, 06/30/2022, 06/30/20)	06/20/2020	Active	27	2	3	-1	-3.57%	28	2	0			N	SC	0		



# Club Health Assessment for District 202 D through December 2024

			Status	Membership						Reports					Finance		LCIF
Club Number	Club Name	Charter Date		Current Member Count	YTD Members Added	YTD Members Dropped	YTD Net Growth	YTD Net Growth%	Member Count 12 Months Ago	Avg. length of service for dropped members	Months Since Last MMR ***	Yrs. Since Last Officer Report	President Rotation	Vice President Reported ****	Months Since Last Activity Report ***	Account Balance	Donations for current Fiscal Year
			Number of times on status quo within last two years	If below 15 members appears					If net loss is greater than 20% appears		If no report in 3 months appears in	When more than one year appears in	Number of repeat terms	Notes the officers that do not have an active	If no report at 12 months appears in red		
41211	NEW PLYMOUTH PAKEKE Exc Award (06/30/2021)	04/02/1982	Active	36	1	0	1	2.86%	35		5			N	18	90+ Days	
36405	NORMANBY & DISTRICTS L C Exc Award (06/30/2016, 06/30/2017, 06/30/2018)	12/20/1978	Active	34	0	3	-3	-8.11%	38	6	2			N	2		\$235.98
23263	OKATO Exc Award (06/30/2016, 06/30/2017, 06/30/2018)	05/10/1970	Active	18	1	0	1	5.88%	17		0		2	M,VP,SC	0		
23264	OPUNAKE Exc Award (06/30/2020, 06/30/2024)	10/10/1968	Active	62	16	1	15	31.91%	44	0	0			N	10		
52904	OPUNAKE LAKESIDE Exc Award (06/30/2016, 06/30/2019, 06/30/2020)	04/20/1992	Active	11	0	3	-3	-21.43%	13	5	0			P,M,VP,SC	4		
31171	PALMERSTON NORTH FITZHERBERT Exc Award (06/30/2024)	09/08/1975	Active	23	2	2	0	0.00%	21	15	0			N	0		\$137.38
53495	PALMERSTON NORTH HEARTLAND Exc Award (06/30/2016, 06/30/2019, 06/30/2020)	07/01/1992	Active	41	3	2	1	2.50%	38	6	1		2	N	0		\$211.20
23269	PALMERSTON NORTH MID DISTRICT Exc Award (06/30/2020)	10/22/1968	Active	52	3	1	2	4.00%	50	33	1			N	2		
48732	PALMERSTON NORTH PAPAIOEA ROSE CITY Exc Award (06/30/2020)	06/22/1988	Active	18	0	1	-1	-5.26%	19	24	5			VP	0		
23270	PATEA Exc Award (06/30/2016)	09/30/1969	Active	11	0	0	0	0.00%	12		0		2	M,VP,SC	5		
23273	RONGOTE A & DISTRICT Exc Award (06/30/2016)	07/03/1968	Active	48	3	0	3	6.67%	43		2			N	8		
23274	RUAPEHU LIONS CLUB Exc Award (06/30/2022, 06/30/2023, 06/30/2024)	08/18/1965	Active	16	0	0	0	0.00%	13		10		5	M,VP,SC	7		\$608.45
23276	STRATFORD Exc Award (06/30/2019, 06/30/2023)	11/29/1962	Active	45	1	0	1	2.27%	44		3			N	2		
34690	TOKO & DISTRICTS L C Exc Award (06/30/2019, 06/30/2023)	11/29/1977	Active	38	1	0	1	2.70%	33		5			N	2		
23282	WAITARA Exc Award (06/30/2016)	12/07/1966	Active	9	0	4	-4	-30.77%	13	16	2		2	N	7		
23283	WANGANUI L C	08/22/1961	Active	21	2	2	0	0.00%	25	9	0		3	M,VP,SC	7		



## Club Health Assessment for District 202 D through December 2024

Club Number	Club Name	Charter Date	Status	Membership							Reports					Finance	LCIF
				Current Member Count	YTD Members Added	YTD Members Dropped	YTD Net Growth	YTD Net Growth%	Member Count 12 Months Ago	Avg. length of service for dropped members	Months Since Last MMR ***	Yrs. Since Last Officer Report	President Rotation	Vice President Reported ****	Months Since Last Activity Report ***	Account Balance	Donations for current Fiscal Year
			Number of times on status quo within last two years	If below 15 members appears				If net loss is greater than 20% appears			If no report in 3 months appears in	When more than one year appears in	Number of repeat terms	Notes the officers that do not have an active	If no report at 12 months appears in red		
23285	WAVERLEY	04/06/1967	Active	24	0	3	-3	-11.11%	29	22	0		N	M,SC	13		

Clubs Cancelled Previous Fiscal Year – Clubs Cancelled within last 12 months may be reinstated

Club Number	Club Name	Charter Date	Current Status*	Cancellation Date
53018	FEILDING KOWHAI	05/05/1992	Cancelled(6*)	12/29/2023

Current Total Clubs Count	YTD New Clubs Count	YTD Cancelled Clubs Count	YTD Net Club Gain	Current Total Members Count	YTD Add	YTD Drop	YTD Net Growth	YTD Net Growth %	Member Count 12 Months Ago	Average Member Count Per Club	% of Clubs with less than 20 members	% No MMR in 3 Months	% No Officer Report in 12 Months	% of Clubs with balance 90+ days	Number of Clubs in Status Quo	% Status Quo Clubs in Financial Suspension	Number of Cancelled Clubs	Average Cancelled Club Age	Members Lost Due to Cancellation	% of Clubs Cancelled for Non-Financial Reasons
33	0	0	0	978	53	42	11	1.14%	957	30	24%	30%	0%	3%	0	0%	0	0	0	0%

\* - P - Priority Club. Cancellation Reasons: 1-Objectives/conduct, 2-Non-active club, 5-Non-existing club, 6-Disbanding, 7-Merger, 8-Financial Suspension, 9-District/Multiple District Dues.

\*\* - Abbreviation: P-President, S-Secretary, T-Treasurer, M-Member Chairperson, VP-First Vice President, MC-Communications Chairperson, SC-Service Chairperson

\*\*\* - Abbreviation: N/R - Never reported using the Lions Clubs website, N/A - Not applicable, No password registered for the Lions Clubs website.

\*\*\*\* - Abbreviation: N - New, IP - Immediate Past, R - Repeat.




# Club Health Assessment for District 202 E through December 2024

			Status	Membership							Reports					Finance		LCIF
Club Number	Club Name	Charter Date		Current Member Count	YTD Members Added	YTD Members Dropped	YTD Net Growth	YTD Net Growth%	Member Count 12 Months Ago	Avg. length of service for dropped members	Months Since Last MMR ***	Yrs. Since Last Officer Report	President Rotation	Vice President Reported ****	Months Since Last Activity Report ***	Account Balance	Donations for current Fiscal Year	
			Number of times on status quo within last two years	If below 15 members appears			If net loss is greater than 20% appears				If no report in 3 months appears in	When more than one year appears in	Number of repeat terms	Notes the officers that do not have an active		If no report at 12 months appears in red		
Clubs more than two years old																		
43105	AHAURA GREY VALLEY	10/18/1983	Active	16	0	0	0	0.00%	17		9	1	None		P,S,T,M,VP SC SC	16		
23286	AKAROA AND BAYS L C	12/29/1971	Active	43	1	0	1	2.38%	45		1			N		24+		
Exc Award (06/30/2016, 06/30/2017)																		
35627	AMBERLEY DISTRICT L C	05/02/1978	Active	41	0	1	-1	-2.38%	41	42	3			R	P,SC	1		
Exc Award (06/30/2019)																		
23287	AMURI	06/29/1972	Active	28	0	2	-2	-6.67%	32	13	4			IP	P,M,SC	2		
53205	Beavertown Blenheim	06/01/1992	Active	29	1	1	0	0.00%	33	1	0		4	N	SC	1		
Exc Award (06/30/2016, 06/30/2018, 06/30/20)																		
23289	BLENHEIM	02/25/1963	Active	62	14	12	2	3.33%	58	15	0			N		0		\$190.02
Exc Award (06/30/2017, 06/30/2018, 06/30/20)																		
23290	CHEVIOT	12/04/1968	Active	22	1	2	-1	-4.35%	24	15	1			N	M,SC	23		
59866	CHRISTCHURCH CHINESE	07/16/1997	Active	31	8	1	7	29.17%	22	20	0			N	SC	24+		
66350	CHRISTCHURCH CITY BREAKFAST	06/28/2002	Active	7	0	1	-1	-12.50%	8	3	1			N	SC	18		
Exc Award (06/30/2019)																		
33893	CHRISTCHURCH FERRYMEAD	05/12/1977	Active	11	0	4	-4	-26.67%	13	20	0		4	N	M	0		\$720.62
23291	CHRISTCHURCH HOST	09/30/1959	Active	14	0	0	0	0.00%	16		6			N	SC	0		
Exc Award (06/30/2016)																		
53121	CHRISTCHURCH PEGASUS	05/18/1992	Active	10	2	1	1	11.11%	11	3	1			R	VP	24+		
48874	CHRISTCHURCH SEAVIEW	08/26/1988	Cancelled(6*)	0	0	0	0	0.00%	11		6		None		P,S,T,M,VP SC	24+	90+ Days	
Exc Award (06/30/2019)																		
23293	CHRISTCHURCH SOUTH	02/02/1966	Active	15	1	1	0	0.00%	16	9	3				P,VP,SC	8		
23295	ELLESMERE	02/12/1970	Active	64	1	2	-1	-1.54%	65	21	0			N	SC	0		
Exc Award (06/30/2016)																		
40323	GLENMARK	08/28/1981	Active	31	1	2	-1	-3.13%	34	32	0			N	M,SC	3		
23315	GOLDEN BAY	08/25/1964	Active	27	2	1	1	3.85%	33	2	3		2	N	M,VP,SC	22		
Exc Award (06/30/2016, 06/30/2020)																		




# Club Health Assessment for District 202 E through December 2024

			Status	Membership							Reports					Finance	LCIF
Club Number	Club Name	Charter Date		Current Member Count	YTD Members Added	YTD Members Dropped	YTD Net Growth	YTD Net Growth%	Member Count 12 Months Ago	Avg. length of service for dropped members	Months Since Last MMR ***	Yrs. Since Last Officer Report	President Rotation	Vice President Reported ****	Months Since Last Activity Report ***	Account Balance	Donations for current Fiscal Year
			Number of times on status quo within last two years	If below 15 members appears				If net loss is greater than 20% appears			If no report in 3 months appears in	When more than one year appears in	Number of repeat terms	Notes the officers that do not have an active	If no report at 12 months appears in red		
23298	GREYMOUTH	09/21/1963	Active	27	0	2	-2	-6.90%	33	3	2		2	VP,SC	24+		\$187.33
35628	HALSWELL DISTRICT L C	05/12/1978	Active	28	4	0	4	16.67%	23		2		3	R	SC	7	
	Exc Award (06/30/2017, 06/30/2022)																
43107	HANMER SPRINGS	10/18/1983	Active	11	0	0	0	0.00%	12		7	1	None	P,S,T,M,VP SC	16		
23299	HAVELOCK	02/08/1966	Active	26	2	0	2	8.33%	29		2			N		0	\$312.22
	Exc Award (06/30/2017, 06/30/2019, 06/30/20)																
33579	HAWARDEN WAIKARI	03/29/1977	Active	30	2	2	0	0.00%	27	28	2			N	M,SC	0	
	Exc Award (06/30/2016, 06/30/2019)																
23300	HOKITIKA	10/05/1965	Active	9	0	12	-12	-57.14%	21	2	2		2		M,VP,SC	14	
	Exc Award (06/30/2016, 06/30/2022)																
23301	KAIKOURA	08/31/1964	Active	31	3	4	-1	-3.13%	32	6	1		2	N	M,SC	0	
	Exc Award (06/30/2016, 06/30/2019, 06/30/20)																
52305	KAIKOURA SEAWARD	12/19/1991	Active	35	3	2	1	2.94%	33	4	2		2	R		0	\$625.79
	Exc Award (06/30/2017, 06/30/2019, 06/30/20)																
23303	MALVERN	09/07/1971	Active	55	4	3	1	1.85%	52	0	1			N	SC	0	\$3,166.92
	Exc Award (06/30/2016, 06/30/2019)																
23305	MOTUEKA	02/27/1964	Active	25	6	1	5	25.00%	21	0	0			N	M,SC	1	
	Exc Award (06/30/2016)																
23306	NELSON HOST	11/21/1962	Active	30	0	6	-6	-16.67%	37	9	0		2	N	M	2	
	Exc Award (06/30/2016, 06/30/2023)																
145142	Nelson Lioness	03/01/2021	Active	18	0	2	-2	-10.00%	20	4	3		5	N		1	
	Exc Award (06/30/2023)																
23307	NEW BRIGHTON	09/09/1963	Active	21	0	3	-3	-12.50%	25	1	1		7	R		1	\$312.22
	Exc Award (06/30/2016, 06/30/2018, 06/30/20)																
37529	OXFORD & DISTRICTS L C	09/05/1979	Active	45	8	4	4	9.76%	44	11	2		2		S,M,VP,SC	0	
	Exc Award (06/30/2020, 06/30/2023)																
23308	PICTON	12/02/1965	Active	24	0	0	0	0.00%	25		6			N	M,SC	23	\$936.67
	Exc Award (06/30/2020, 06/30/2021)																
23309	RANGIORA	07/04/1963	Active	31	2	1	1	3.33%	36	3	0			N		1	\$589.94



## Club Health Assessment for District 202 E through December 2024

			Status	Membership							Reports					Finance		LCIF
Club Number	Club Name	Charter Date		Current Member Count	YTD Members Added	YTD Members Dropped	YTD Net Growth	YTD Net Growth%	Member Count 12 Months Ago	Avg. length of service for dropped members	Months Since Last MMR ***	Yrs. Since Last Officer Report	President Rotation	Vice President Reported ****	Months Since Last Activity Report ***	Account Balance	Donations for current Fiscal Year	
			Number of times on status quo within last two years	If below 15 members appears			If net loss is greater than 20% appears				If no report in 3 months appears	When more than one year appears in	Number of repeat terms	Notes the officers that do not have an active	If no report at 12 months appears in red			
Exc Award (06/30/2019)																		
145141	Rangiora Lioness	03/01/2021	Active	9	1	0	1	12.50%	9		4		5	T,M,VP	1		\$124.89	
23310	RENWICK	09/21/1970	Active	16	0	0	0	0.00%	18		0		6	M,VP,SC	6			
23311	RICHMOND	11/06/1968	Active	19	0	0	0	0.00%	19		9		2	R M,SC	2		\$298.37	
Exc Award (06/30/2019, 06/30/2024)																		
35496	ROLLESTON & DISTRICTS	04/27/1978	Active	40	3	2	1	2.56%	40	11	0			N SC	3		\$1,000.00	
Exc Award (06/30/2016, 06/30/2018, 06/30/2020)																		
23312	SEDDON	09/08/1970	Active	37	1	0	1	2.78%	33		1			N SC	2		\$589.94	
Exc Award (06/30/2020, 06/30/2024)																		
65303	SELWYN	05/15/2002	Active	24	2	1	1	4.35%	22	5	1			N SC	1		\$261.62	
Exc Award (06/30/2016, 06/30/2018, 06/30/2020)																		
23320	WIGRAM	11/20/1972	Active	49	18	11	7	16.67%	43	33	0			N SC	0			
Exc Award (06/30/2017, 06/30/2018, 06/30/2020)																		
45012	WOODEND PEGASUS	05/08/1985	Active	12	0	0	0	0.00%	15		6		None	P,T,M,VP,SC	0			
Exc Award (06/30/2022)																		

Clubs Cancelled Previous Fiscal Year – Clubs Cancelled within last 12 months may be reinstated

Club Number	Club Name	Charter Date	Current Status*	Cancellation Date
133490	Wigram Skies Area	01/09/2018	Cancelled(6*)	06/29/2024

Current Total Clubs Count	YTD New Clubs Count	YTD Cancelled Clubs Count	YTD Net Club Gain	Current Total Members Count	YTD Add	YTD Drop	YTD Net Growth	YTD Net Growth %	Member Count 12 Months Ago	Average Member Count Per Club	% of Clubs with less than 20 members	% No MMR in 3 Months	% No Officer Report in 12 Months	% of Clubs with balance 90+ days	Number of Clubs in Status Quo	% Status Quo Clubs in Financial Suspension	Number of Cancelled Clubs	Average Cancelled Club Age	Members Lost Due to Cancellation	% of Clubs Cancelled for Non-Financial Reasons
40	0	1	-1	1,103	91	87	4	0.36%	1,148	28	33%	30%	5%	0%	0	0%	1	42	0	100%

\* - P - Priority Club. Cancellation Reasons: 1-Objectives/conduct, 2-Non-active club, 5-Non-existing club, 6-Disbanding, 7-Merger, 8-Financial Suspension, 9-District/Multiple District Dues.

\*\* - Abbreviation: P-President, S-Secretary, T-Treasurer, M-Member Chairperson, VP-First Vice President, MC-Communications Chairperson, SC-Service Chairperson

\*\*\* - Abbreviation: N/R - Never reported using the Lions Clubs website, N/A - Not applicable, No password registered for the Lions Clubs website.

\*\*\*\* - Abbreviation: N - New, IP - Immediate Past, R - Repeat.





# Club Health Assessment for District 202 F through December 2024

			Status	Membership						Reports					Finance		LCIF
Club Number	Club Name	Charter Date		Current Member Count	YTD Members Added	YTD Members Dropped	YTD Net Growth	YTD Net Growth%	Member Count 12 Months Ago	Avg. length of service for dropped members	Months Since Last MMR ***	Yrs. Since Last Officer Report	President Rotation	Vice President Reported ****	Months Since Last Activity Report ***	Account Balance	Donations for current Fiscal Year
			Number of times on status quo within last two years	If below 15 members appears				If net loss is greater than 20% appears			If no report in 3 months appears in	When more than one year appears in	Number of repeat terms	Notes the officers that do not have an active	If no report at 12 months appears in red		
Clubs more than two years old																	
23321	ALEXANDRA	04/05/1967	Active	38	7	0	7	22.58%	29		0		2	M,VP,SC	1		
53890	ALEXANDRA DUNSTAN	12/09/1992	Cancelled(6*)	0	0	0	0	0.00%	8		6	1	None	P,S,T,M,VP SC	22		
136199	Balclutha	08/30/2018	Active	6	0	0	0	0.00%	10		6		3	M,VP,SC	13		
55021	BALCLUTHA CLUTHA VALLEY	11/03/1993	Active	32	0	0	0	0.00%	33		6			T,M,VP,SC	20		
36498	BALFOUR	01/23/1979	Active	28	0	4	-4	-12.50%	30	18	5			S,M,VP,SC	24+		
23324	CLINTON	11/08/1967	Active	44	0	0	0	0.00%	44		6		2	P,M,VP,SC	24+		
122433	Clyde & Districts	06/16/2014	Active	38	0	0	0	0.00%	38		6			N M,SC	0		
23325	CROMWELL	06/10/1969	Active	71	2	5	-3	-4.05%	70	10	0			N M,SC	0		
53901	CROMWELL LAKE DUNSTAN	12/15/1992	Active	26	1	1	0	0.00%	26	0	1			P,M,VP,SC	5		\$159.58
53928	GORE HOKONUI	12/22/1992	Active	31	1	1	0	0.00%	31	15	2		2	R M,SC	0		\$100.00
23330	GORE HOST	04/30/1963	Active	22	0	0	0	0.00%	22		6			R M,SC	1		
45183	GORE PAKEKE	06/13/1985	Active	45	0	4	-4	-8.16%	47	12	1			N P,M,SC	7		
53464	GORE RIVER VALLEY	06/29/1992	Active	49	0	1	-1	-2.00%	51	4	5		2	R	0		\$485.90
Exc Award (06/30/2016, 06/30/2022)																	
54474	INVERCARGILL CENTRAL	05/17/1993	Active	20	0	1	-1	-4.76%	21	17	4		8	M,VP,SC	1		\$124.89
23332	INVERCARGILL HOST	05/14/1962	Cancelled(6*)	0	0	0	0	0.00%	14		4	1	None	P,S,T,M,VP SC	9		\$214.81
23335	LAWRENCE	07/14/1971	Active	37	0	1	-1	-2.63%	38	46	1			N M,SC	0		
23336	LUMSDEN	10/07/1964	Active	13	0	0	0	0.00%	13		0		2	S,M,VP,SC	24+		
23337	MAKAREWA	11/14/1967	Active(1)	16	0	0	0	0.00%	16		6		2	M,VP,SC	8		\$122.75
23338	MANIOTOTO	02/23/1964	Active	50	0	0	0	0.00%	50		6			P,M,VP,SC	24+		
23339	MATAURA	02/12/1969	Active	12	0	0	0	0.00%	15		6		2	M,VP,SC	4		
Exc Award (06/30/2023)																	
23342	MOSSBURN	12/21/1972	Active	17	0	1	-1	-5.56%	18	14	1		2	R M,SC	16		
23344	OHAI NIGHTCAPS L C	07/24/1968	Active	14	0	1	-1	-6.67%	16	56	0			P,M,VP,SC	1		



## Club Health Assessment for District 202 F through December 2024

			Status	Membership						Reports					Finance	LCIF	
Club Number	Club Name	Charter Date		Current Member Count	YTD Members Added	YTD Members Dropped	YTD Net Growth	YTD Net Growth%	Member Count 12 Months Ago	Avg. length of service for dropped members	Months Since Last MMR ***	Yrs. Since Last Officer Report	President Rotation	Vice President Reported ****	Months Since Last Activity Report ***	Account Balance	Donations for current Fiscal Year
			Number of times on status quo within last two years	If below 15 members appears				If net loss is greater than 20% appears			If no report in 3 months appears in	When more than one year appears in	Number of repeat terms	Notes the officers that do not have an active	If no report at 12 months appears in red		
33244	OMAKAU DISTRICTS	01/07/1977	Active	17	0	0	0	0.00%	15		2			R	M,SC	8	
23346	OWAKA	04/25/1972	Active	38	0	0	0	0.00%	37		6				S,M,VP,SC	24+	
23349	QUEENSTOWN	11/24/1970	Active	29	1	1	0	0.00%	30	13	0				M,VP,SC	1	
31134	RIVERSDALE	08/15/1975	Active	32	1	0	1	3.23%	33		5			N	SC	7	
23350	RIVERTON	10/19/1965	Active	41	1	1	0	0.00%	40	39	0			N	M,SC	0	
23351	ROXBURGH & DISTRICT L C	06/02/1971	Active	22	7	4	3	15.79%	21	5	3		3		M,VP,SC	2	
23352	STEWART ISLAND L C	03/21/1969	Active	9	1	0	1	12.50%	8		5		2		M,VP,SC	0	
23353	TE ANAU	10/05/1964	Active	20	0	2	-2	-9.09%	22	30	1		2		M,VP,SC	24+	
54552	TE ANAU KEPLER	06/03/1993	Active	10	1	1	0	0.00%	11	4	1			N	M,SC	1	\$122.75
37379	TOI TOIS L C	06/27/1979	Active	48	1	0	1	2.13%	46		1			N	M,SC	13	
23354	TUATAPERE	03/15/1965	Active	36	0	0	0	0.00%	34		6			N	T,M,SC	13	
122414	Waihopai City	06/11/2014	Active	24	1	1	0	0.00%	21	41	1		2	N	M,SC	0	\$176.98
23355	WAIKIWI	05/28/1968	Active	14	0	1	-1	-6.67%	15	18	4		2		VP,SC	4	
29889	WANAKA & DISTRICTS	10/31/1974	Active	34	2	1	1	3.03%	34	0	4				M,VP,SC	6	\$481.48
54300	WANAKA UPPER CLUTHA	03/31/1993	Active	36	2	4	-2	-5.26%	38	14	1		2	N	SC	24+	
Exc Award (06/30/2018)																	
23357	WEST OTAGO L C	05/02/1968	Active	48	5	1	4	9.09%	46	8	0			N	SC	0	
23358	WINTON	10/21/1964	Active	33	6	5	1	3.13%	32	31	3			N	M,SC	1	
23359	WYNDHAM	10/20/1965	Active	22	1	1	0	0.00%	22	59	0				M,VP,SC	0	
54408	WYNDHAM PIONEER	04/29/1993	Active	22	1	2	-1	-4.35%	23	23	1			N		2	

Clubs Cancelled Previous Fiscal Year – Clubs Cancelled within last 12 months may be reinstated

Club Number	Club Name	Charter Date	Current Status*	Cancellation Date
47562	RANFURLY MANIOTOTO PAKEKE	06/26/1987	Cancelled(6*)	07/29/2023



Club Health Assessment for District 202 F through December 2024

			Status		Membership							Reports					Finance		LCIF	
Club Number	Club Name	Charter Date			Current Member Count	YTD Members Added	YTD Members Dropped	YTD Net Growth	YTD Net Growth%	Member Count 12 Months Ago	Avg. length of service for dropped members	Months Since Last MMR ***	Yrs. Since Last Officer Report	President Rotation	Vice President Reported ****	Months Since Last Activity Report ***	Account Balance	Donations for current Fiscal Year		
			Number of times on status quo within last two years		If below 15 members appears				If net loss is greater than 20% appears			If no report in 3 months appears in	When more than one year appears in	Number of repeat terms	Notes the officers that do not have an active	If no report at 12 months appears in red				
Current Total Clubs Count	YTD New Clubs Count	YTD Cancelled Clubs Count	YTD Net Club Gain	Current Total Members Count	YTD Add	YTD Drop	YTD Net Growth	YTD Net Growth %	Member Count 12 Months Ago	Average Member Count Per Club	% of Clubs with less than 20 members	% No MMR in 3 Months	% No Officer Report in 12 Months	% of Clubs with balance 90+ days	Number of Clubs in Status Quo	% Status Quo Clubs in Financial Suspension	Number of Cancelled Clubs	Average Cancelled Club Age	Members Lost Due to Cancellation	% of Clubs Cancelled for Non-Financial Reasons
39	0	2	-2	1,144	42	45	-3	-0.26%	1,168	29	26%	49%	0%	0%	0	0%	2	65	0	100%

\* - P - Priority Club. Cancellation Reasons: 1-Objectives/conduct, 2-Non-active club, 5-Non-existing club, 6-Disbanding, 7-Merger, 8-Financial Suspension, 9-District/Multiple District Dues.  
\*\* - Abbreviation: P-President, S-Secretary, T-Treasurer, M-Member Chairperson, VP-First Vice President, MC-Communications Chairperson, SC-Service Chairperson  
\*\*\* - Abbreviation: N/R - Never reported using the Lions Clubs website, N/A - Not applicable, No password registered for the Lions Clubs website.  
\*\*\*\* - Abbreviation: N - New, IP - Immediate Past, R - Repeat.



# Club Health Assessment for District 202 J through December 2024

			Status	Membership							Reports					Finance		LCIF
Club Number	Club Name	Charter Date		Current Member Count	YTD Members Added	YTD Members Dropped	YTD Net Growth	YTD Net Growth%	Member Count 12 Months Ago	Avg. length of service for dropped members	Months Since Last MMR ***	Yrs. Since Last Officer Report	President Rotation	Vice President Reported ****	Months Since Last Activity Report ***	Account Balance	Donations for current Fiscal Year	
			Number of times on status quo within last two years	If below 15 members appears					If net loss is greater than 20% appears		If no report in 3 months appears in	When more than one year appears in	Number of repeat terms		Notes the officers that do not have an active	If no report at 12 months appears in red		
Clubs more than two years old																		
23288	ASHBURTON	05/29/1963	Active	49	3	0	3	6.52%	54		2			R	SC	0		\$306.88
53019	ASHBURTON COUNTY	05/05/1992	Active	50	0	4	-4	-7.41%	55	19	0			N	M,SC	0		
38703	ASHBURTON PAKEKE	06/03/1980	Active	35	2	0	2	6.06%	32		3			N	M,SC	6		
29598	DUNEDIN BALMACEWEN	06/28/1974	Active	28	0	0	0	0.00%	30		4			N	SC	24+		\$44.75
23326	DUNEDIN HOST	11/01/1961	Active	16	0	0	0	0.00%	17		4			N	SC	4		
Exc Award (06/30/2018)																		
23328	DUNEDIN SOUTH	06/27/1968	Active	16	9	0	9	128.57%	8		2		2		M,VP,SC	24+		\$91.27
23296	FAIRLIE	08/16/1972	Active	52	4	0	4	8.33%	49		0			R	SC	0		
23297	GERALDINE	11/04/1966	Active	58	3	4	-1	-1.69%	59	17	0			N		0		
Exc Award (06/30/2021, 06/30/2023)																		
141290	Geraldine Districts Lioness	06/18/2020	Active	31	0	2	-2	-6.06%	32	4	3			N		5		
23331	GREEN ISLAND	02/10/1971	Active	39	2	3	-1	-2.50%	39	12	0			N	SC	2		
43914	HINDS AND DISTRICTS	05/22/1984	Active	55	1	1	0	0.00%	55	0	4			N	M,VP,SC	17		\$2,497.78
32297	LAKE TEKAPO	05/21/1976	Active	32	0	0	0	0.00%	32		8		2		T,M,VP,SC	8		\$633.38
35967	MAYFIELD & DISTRICT L C	07/14/1978	Active	59	2	5	-3	-4.84%	60	27	0				M,VP,SC	18		
23304	METHVEN	06/21/1967	Active	76	0	0	0	0.00%	78		2			N	M,SC	0		\$613.75
23340	MILTON	01/24/1968	Active	33	1	1	0	0.00%	30	10	0			N	SC	24+		\$182.53
97745	MOSGIEL DISTRICT	03/30/2007	P- Active	0	0	0	0	0.00%	0		18	1	None		P,S,T,M,VP SC	18		
Exc Award (06/30/2018)																		
53207	NORTH OTAGO	06/01/1992	Active	36	1	2	-1	-2.70%	38	13	4			N	M,SC	6	90+ Days	\$223.77
Exc Award (06/30/2016, 06/30/2023)																		
23343	OAMARU	06/06/1963	Active	25	1	0	1	4.17%	23		0		2	R		1		\$179.02
Exc Award (06/30/2021, 06/30/2023)																		
30660	OTAGO PENINSULA	04/29/1975	Active	10	0	0	0	0.00%	10		6				P,M,VP,SC	24+		
23347	PALMERSTON	05/20/1968	Active	27	0	0	0	0.00%	27		7				M,VP,SC	20		
Exc Award (06/30/2021)																		




Club Health Assessment for District 202 J through December 2024

			Membership								Reports					Finance		LCIF		
Club Number	Club Name	Charter Date	Status	Current Member Count	YTD Members Added	YTD Members Dropped	YTD Net Growth	YTD Net Growth%	Member Count 12 Months Ago	Avg. length of service for dropped members	Months Since Last MMR ***	Yrs. Since Last Officer Report	President Rotation	Vice President Reported ****	Months Since Last Activity Report ***	Account Balance	Donations for current Fiscal Year			
			Number of times on status quo within last two years	If below 15 members appears	If net loss is greater than 20% appears						If no report in 3 months appears in	When more than one year appears in	Number of repeat terms	Notes the officers that do not have an active	If no report at 12 months appears in red					
42099	PLEASANT POINT	12/27/1982	Active	58	3	1	2	3.57%	55	37	1			N	P,SC	17	(\$630.03)			
23348	PORT CHALMERS & DISTRICT Exc Award (06/30/2019, 06/30/2021)	06/07/1971	Active	21	0	0	0	0.00%	24		8			N	T,SC	6				
32251	RAKAIA	05/11/1976	Active	29	1	0	1	3.57%	34		5			N	M	9				
35694	STRATH TAIERI	05/26/1978	Active(1)	16	1	0	1	6.67%	16		3				M,VP,SC	24+				
29321	TAIERI Exc Award (06/30/2021)	05/03/1974	Active	43	1	1	0	0.00%	42	37	0			N	SC	2				
29888	TEMUKA Exc Award (06/30/2016, 06/30/2018, 06/30/2020)	10/31/1974	Active	32	0	3	-3	-8.57%	35	5	2			N		0				
53208	TEMUKA DISTRICT Exc Award (06/30/2018, 06/30/2023)	06/01/1992	Active	39	1	0	1	2.63%	38		2			N		0				
23316	TIMARU HOST Exc Award (06/30/2023)	12/12/1962	Active	47	4	1	3	6.82%	44	8	1		2		M,VP,SC	9				
34229	TIMARU SUBURBAN L C	06/28/1977	Active	33	5	1	4	13.79%	32	45	1				VP,SC	3				
34296	WAIANAKARUA Exc Award (06/30/2023, 06/30/2024)	06/27/1977	Active(2)	21	0	0	0	0.00%	21		7		None		P,VP,SC	6				
40324	WAIAREKA VALLEY Exc Award (06/30/2023, 06/30/2024)	08/28/1981	Active	41	1	3	-2	-4.65%	41	14	1				M,VP,SC	0				
23318	WAIMATE	03/27/1969	Active	20	3	1	2	11.11%	18	38	1			N	P,M,SC	19				
53271	WAIMATE WHITEHORSE	06/11/1992	Active	27	1	0	1	3.85%	27		4				VP,SC	12				
Current Total Clubs Count	YTD New Clubs Count	YTD Cancelled Clubs Count	YTD Net Club Gain	Current Total Members Count	YTD Add	YTD Drop	YTD Net Growth	YTD Net Growth %	Member Count 12 Months Ago	Average Member Count Per Club	% of Clubs with less than 20 members	% No MMR in 3 Months	% No Officer Report in 12 Months	% of Clubs with balance 90+ days	Number of Clubs in Status Quo	% Status Quo Clubs in Financial Suspension	Number of Cancelled Clubs	Average Cancelled Club Age	Members Lost Due to Cancellation	% of Clubs Cancelled for Non-Financial Reasons
33	0	0	0	1,154	50	33	17	1.50%	1,155	35	15%	45%	3%	3%	0	0%	0	0	0	0%



Club Health Assessment for District 202 J through December 2024

			Status	Membership							Reports					Finance	LCIF
Club Number	Club Name	Charter Date		Current Member Count	YTD Members Added	YTD Members Dropped	YTD Net Growth	YTD Net Growth%	Member Count 12 Months Ago	Avg. length of service for dropped members	Months Since Last MMR ***	Yrs. Since Last Officer Report	President Rotation	Vice President Reported ****	Months Since Last Activity Report ***	Account Balance	Donations for current Fiscal Year
			Number of times on status quo within last two years	If below 15 members appears				If net loss is greater than 20% appears			If no report in 3 months appears in	When more than one year appears in	Number of repeat terms	Notes the officers that do not have an active	If no report at 12 months appears in red		



# Club Health Assessment for District 202 K through December 2024

			Status	Membership							Reports					Finance	LCIF
Club Number	Club Name	Charter Date		Current Member Count	YTD Members Added	YTD Members Dropped	YTD Net Growth	YTD Net Growth%	Member Count 12 Months Ago	Avg. length of service for dropped members	Months Since Last MMR ***	Yrs. Since Last Officer Report	President Rotation	Vice President Reported ****	Months Since Last Activity Report ***	Account Balance	Donations for current Fiscal Year
			Number of times on status quo within last two years	If below 15 members appears				If net loss is greater than 20% appears			If no report in 3 months appears in	When more than one year appears in	Number of repeat terms	Notes the officers that do not have an active	If no report at 12 months appears in red		
Clubs more than two years old																	
23097	APIA	07/19/1965	Active(2)	11	0	0	0	0.00%	11		13		3	P,M,VP,SC	24+		
32119	AUCKLAND BUSINESS	04/19/1976	Active(1)	4	0	0	0	0.00%	4		13		None	P,M,VP,SC	N/R		
53161	AUCKLAND HILLCREST	05/28/1992	Active	27	2	4	-2	-6.90%	34	14	1		2	N	SC	2	\$298.37
Exc Award (06/30/2021)																	
23100	AVONDALE	10/14/1964	Active	7	0	0	0	0.00%	8		5			N		0	\$177.87
23089	BA	03/07/1968	Active	15	0	1	-1	-6.25%	17	4	1		3		P,S,M,VP,SC	24+	
34404	BLOCKHOUSE BAY-LYNFIELD L C	08/04/1977	Active	8	1	1	0	0.00%	8	6	0		2		M,VP,SC	9	
Exc Award (06/30/2020)																	
32749	BUCKLANDS BEACH	09/24/1976	Active	13	1	1	0	0.00%	14	45	2				M,VP	6	\$353.97
Exc Award (06/30/2023)																	
23102	CLEVEDON	06/27/1972	Active	7	0	0	0	0.00%	6		8		7		M,VP,SC	9	
23198	COROMANDEL	03/03/1971	Active	22	1	0	1	4.76%	24		2				M,VP,SC	1	
23103	DARGAVILLE	10/13/1965	Active	20	0	1	-1	-4.76%	23	1	2			N	M,VP,SC	24+	
23104	DEVONPORT	05/17/1966	Active	7	0	0	0	0.00%	6		9		6		M,VP,SC	24+	
23105	EAST COAST BAYS	05/02/1962	Active	4	0	1	-1	-20.00%	5	6	3		5		M,VP,SC	15	
23106	EDEN EPSOM L C	11/26/1964	Active	13	1	2	-1	-7.14%	14	17	4		2	R		4	\$490.02
23110	HELENSVILLE	09/12/1962	Active	23	1	1	0	0.00%	20	1	0		3	N	P	0	
Exc Award (06/30/2019, 06/30/2024)																	
23149	HENDERSON WEST AUCKLAND	08/18/1960	Active	16	1	1	0	0.00%	19	0	2			N	SC	2	
23111	HIKURANGI	12/10/1963	Active	27	0	2	-2	-6.90%	29	3	3		3		VP,SC	16	
Exc Award (06/30/2022)																	
23112	HOWICK	10/16/1961	Active	14	0	2	-2	-12.50%	16	29	3			R	S,SC	4	
Exc Award (06/30/2018, 06/30/2023)																	
23113	HUAPAI KUMEU L C	03/10/1970	Active	24	1	0	1	4.35%	21		0			R	T,M,SC	10	
23114	KAIKOHE	11/09/1965	Active	12	3	3	0	0.00%	13	7	2				M,VP,SC	0	\$71.61



## Club Health Assessment for District 202 K through December 2024

			Status	Membership						Reports					Finance		LCIF
Club Number	Club Name	Charter Date		Current Member Count	YTD Members Added	YTD Members Dropped	YTD Net Growth	YTD Net Growth%	Member Count 12 Months Ago	Avg. length of service for dropped members	Months Since Last MMR ***	Yrs. Since Last Officer Report	President Rotation	Vice President Reported ****	Months Since Last Activity Report ***	Account Balance	Donations for current Fiscal Year
			Number of times on status quo within last two years	If below 15 members appears				If net loss is greater than 20% appears			If no report in 3 months appears in	When more than one year appears in	Number of repeat terms	Notes the officers that do not have an active	If no report at 12 months appears in red		
23115	KAITAIA	03/04/1964	Active	21	0	0	0	0.00%	22		7	1	None	P,S,T,M,VP SC	12		
23116	KAMO	05/31/1966	Cancelled(6*)	0	0	0	0	0.00%	7		6	1	None	P,S,T,M,VP SC	24+		
	Exc Award (06/30/2019)																
23090	LABASA	01/26/1972	Active(1)	12	2	0	2	20.00%	10		1		2	M,VP,SC	7		
23119	MANGAKAHIA	12/01/1969	Active	22	0	1	-1	-4.35%	24	32	3			N, M,SC	24+		\$266.27
	Exc Award (06/30/2018)																
23121	MANGONUI	12/09/1963	Active	26	3	2	1	4.00%	25	5	1		3	N, M	1		
	Exc Award (06/30/2019)																
39738	MARSDEN L C	04/01/1981	Active	21	0	2	-2	-8.70%	21	7	0		2	N, SC	4		
145013	Mercury Bay	02/03/2021	Active	21	2	2	0	0.00%	30	4	0			N, M	1		
122590	Nadi	06/24/2014	Active	15	1	0	1	7.14%	13		3			N, VP,SC	2		
23128	NEW LYNN	10/18/1961	Active	21	0	0	0	0.00%	23		9		3	M,VP,SC	1		
23215	NGATEA	04/26/1965	Active	34	1	1	0	0.00%	38	2	0			N, SC	1		\$206.87
29154	OKAIHAU	04/04/1974	Active	20	1	0	1	5.26%	21		3			R, SC	1		
23132	ONERAHI AND WHANGAREI HEADS	08/25/1972	Active	15	0	0	0	0.00%	17		6			N, S,M,SC	4		
	Exc Award (06/30/2023)																
42852	OPONONI & DISTRICT L C	06/30/1983	Active	22	0	0	0	0.00%	25		6		2	VP,SC	6		\$312.22
	Exc Award (06/30/2019)																
23133	OREWA	06/23/1964	Active	46	3	6	-3	-6.12%	54	24	0		2	R	0		\$89.51
	Exc Award (06/30/2018, 06/30/2019, 06/30/2020)																
41930	PAGO PAGO	10/28/1982	Active(1)	28	1	2	-1	-3.45%	29	2	1		2	R, M,SC	3		
23136	PAKURANGA PANMURE	08/03/1960	Active	15	0	0	0	0.00%	16		6		3	N, SC	1		
23137	PAPAKURA	10/05/1964	Active	8	0	2	-2	-20.00%	7	2	1		4	N, M	0		
	Exc Award (06/30/2019)																
36406	PAPAROA	12/29/1978	Active	16	0	4	-4	-20.00%	20	15	1			N, M,SC	9		
23138	PAPATOETOE	10/02/1961	Active	15	0	0	0	0.00%	16		6		3	R	16		
145947	Pokeno and Districts	04/22/2021	Active	14	0	0	0	0.00%	16		7		3	M,VP	N/A		





## Club Health Assessment for District 202 K through December 2024

			Status	Membership							Reports					Finance	LCIF	
Club Number	Club Name	Charter Date		Current Member Count	YTD Members Added	YTD Members Dropped	YTD Net Growth	YTD Net Growth%	Member Count 12 Months Ago	Avg. length of service for dropped members	Months Since Last MMR ***	Yrs. Since Last Officer Report	President Rotation	Vice President Reported ****	Months Since Last Activity Report ***	Account Balance	Donations for current Fiscal Year	
			Number of times on status quo within last two years	If below 15 members appears				If net loss is greater than 20% appears			If no report in 3 months appears in	When more than one year appears in	Number of repeat terms	Notes the officers that do not have an active	If no report at 12 months appears in red			
23141	PUKEKOHE	10/02/1963	Active	22	2	1	1	4.76%	22	40	1			M,VP,SC	2	90+ Days		
23143	REMUERA	09/09/1963	Active	21	0	2	-2	-8.70%	21	1	0		2	M,VP,SC	2			
35968	RUAWAI	07/12/1978	Active	9	0	0	0	0.00%	11		6		2	N	M,SC			0
Exc Award (06/30/2016, 06/30/2023)																		
23095	SUVA	06/10/1963	Active	9	0	0	0	0.00%	9		17		2	M,VP,SC	24+			
23235	TE KAUWHATA & DISTRICTS	11/25/1969	Active	34	0	3	-3	-8.11%	40	3	1			N	M,SC			3
35495	TUAKAU	04/24/1978	Active	17	1	7	-6	-26.09%	22	3	0			VP,SC	9			
33184	TUTUKAKA COAST	12/31/1976	Active	15	0	1	-1	-6.25%	15	64	1			VP	24+			
Exc Award (06/30/2018, 06/30/2019, 06/30/2020)																		
45013	WAIMAUKU	05/31/1985	Active	17	0	0	0	0.00%	18		6			R	VP,SC			0
23148	WAIPIU	08/02/1966	Active	65	11	4	7	12.07%	48	11	1		2	R	SC	7		
23151	WAIUKU	11/11/1965	Active	24	3	1	2	9.09%	22	4	4		2	R	SC	14		
23152	WARKWORTH	02/03/1966	Active	20	4	8	-4	-16.67%	25	24	0			M,VP	2			
Exc Award (06/30/2023)																		
53042	WARKWORTH KOWHAI COAST	05/01/1992	Active	19	3	2	1	5.56%	19	5	3		6	R		9		
23153	WELLSFORD	10/10/1966	Active	21	1	2	-1	-4.55%	21	4	0		2	R	M,SC	18		
29753	WHANGAMATA	08/22/1974	Active(1)	28	0	2	-2	-6.67%	27	5	0		3		M,VP,SC	18		
Exc Award (06/30/2019)																		
23154	WHANGAREI	11/29/1960	Active	21	4	0	4	23.53%	14		4		6		S,M,VP	24+		
Exc Award (06/30/2019)																		
96935	WHANGAREI HATEA	04/14/2006	Cancelled(6*)	0	0	0	0	0.00%	14		2	1	None		P,S,T,M,VP SC	10	90+ Days	
38196	WHANGAREI MID WESTERN	03/13/1980	Active	17	1	0	1	6.25%	19		4		2	R	P,M,VP,SC	11		
23243	WHITIANGA	09/25/1965	Active	25	3	2	1	4.17%	25	7	0			N		1	\$293.77	
Exc Award (06/30/2023)																		



## Club Health Assessment for District 202 K through December 2024

			Status	Membership							Reports					Finance	LCIF
Club Number	Club Name	Charter Date		Current Member Count	YTD Members Added	YTD Members Dropped	YTD Net Growth	YTD Net Growth%	Member Count 12 Months Ago	Avg. length of service for dropped members	Months Since Last MMR ***	Yrs. Since Last Officer Report	President Rotation	Vice President Reported ****	Months Since Last Activity Report ***	Account Balance	Donations for current Fiscal Year
			Number of times on status quo within last two years	If below 15 members appears				If net loss is greater than 20% appears			If no report in 3 months appears in	When more than one year appears in	Number of repeat terms	Notes the officers that do not have an active	If no report at 12 months appears in red		

Clubs Cancelled Previous Fiscal Year – Clubs Cancelled within last 12 months may be reinstated

Club Number	Club Name	Charter Date	Current Status*	Cancellation Date
23122	MANUREWA	03/05/1964	Cancelled(6*)	07/29/2023

Current Total Clubs Count	YTD New Clubs Count	YTD Cancelled Clubs Count	YTD Net Club Gain	Current Total Members Count	YTD Add	YTD Drop	YTD Net Growth	YTD Net Growth %	Member Count 12 Months Ago	Average Member Count Per Club	% of Clubs with less than 20 members	% No MMR in 3 Months	% No Officer Report in 12 Months	% of Clubs with balance 90+ days	Number of Clubs in Status Quo	% Status Quo Clubs in Financial Suspension	Number of Cancelled Clubs	Average Cancelled Club Age	Members Lost Due to Cancellation	% of Clubs Cancelled for Non-Financial Reasons
55	0	2	-2	1,050	59	77	-18	-1.69%	1,118	19	51%	47%	2%	2%	0	0%	2	68	0	100%

\* - P - Priority Club. Cancellation Reasons: 1-Objectives/conduct, 2-Non-active club, 5-Non-existing club, 6-Disbanding, 7-Merger, 8-Financial Suspension, 9-District/Multiple District Dues.

\*\* - Abbreviation: P-President, S-Secretary, T-Treasurer, M-Member Chairperson, VP-First Vice President, MC-Communications Chairperson, SC-Service Chairperson

\*\*\* - Abbreviation: N/R - Never reported using the Lions Clubs website, N/A - Not applicable, No password registered for the Lions Clubs website.

\*\*\*\* - Abbreviation: N - New, IP - Immediate Past, R - Repeat.



# Club Health Assessment for District 202 L through December 2024

Club Number	Club Name	Charter Date	Status	Membership							Reports					Finance	LCIF
				Current Member Count	YTD Members Added	YTD Members Dropped	YTD Net Growth	YTD Net Growth%	Member Count 12 Months Ago	Avg. length of service for dropped members	Months Since Last MMR ***	Yrs. Since Last Officer Report	President Rotation	Vice President Reported ****	Months Since Last Activity Report ***	Account Balance	Donations for current Fiscal Year
			Number of times on status quo within last two years	If below 15 members appears				If net loss is greater than 20% appears			If no report in 3 months appears	When more than one year appears in	Number of repeat terms	Notes the officers that do not have an active	If no report at 12 months red		
<b>Clubs less than two years old</b>																	
154207	Pyes Pa Tauriko	04/18/2023	Active	32	13	3	10	45.45%	22	9	0			N	SC	1	\$187.33
<b>Clubs more than two years old</b>																	
29780	BETHLEHEM - TE PUNA Exc Award (06/30/2016)	08/22/1974	Active	21	0	0	0	0.00%	20		3		None		P,M,VP,SC	1	
23197	CAMBRIDGE	12/07/1961	Active	87	2	2	0	0.00%	88	5	1			N		2	\$1,366.90
23199	EDGECEMBE	09/10/1964	Active	24	1	0	1	4.35%	23		5				S,T,M,VP,SC	24+	
35828	HAMILTON DINSDALE Exc Award (06/30/2023, 06/30/2024)	06/19/1978	Active	27	4	0	4	17.39%	20		0		3	R	SC	0	
23204	HAMILTON EAST HAMILTON	06/21/1965	Active	11	0	2	-2	-15.38%	14	9	2		4		VP,SC	2	\$153.39
30114	HAMILTON SOUTH HAMILTON	01/06/1975	Active	18	0	0	0	0.00%	19		6				P,M,VP,SC	24	
35829	HAMILTON ST ANDREWS	06/14/1978	Active	12	0	0	0	0.00%	13		6				VP,SC	24	
36923	HINUERA-TE POI L C	04/09/1979	Active	32	0	1	-1	-3.03%	33	1	4		2	R	P,VP	0	
23205	HUNTLY	01/31/1961	Active	20	3	2	1	5.26%	19	15	1				S,M,VP,SC	24+	
23206	KATIKATI Exc Award (06/30/2016, 06/30/2017, 06/30/20)	11/10/1970	Active	41	3	0	3	7.89%	45		2		2	N		3	
33376	KIHIKIHI	02/23/1977	Active	28	0	1	-1	-3.45%	29	39	3		2		M,VP,SC	10	
23210	MATAMATA Exc Award (06/30/2022)	12/04/1958	Active	31	0	2	-2	-6.06%	33	25	0		2	N	SC	0	
23211	MORRINSVILLE Exc Award (06/30/2022, 06/30/2023)	05/05/1959	Active	74	0	0	0	0.00%	76		4			R	M,SC	19	
37747	MOUNT PIRONGIA L C	11/30/1979	Active	17	0	3	-3	-15.00%	23	11	1			N	M,SC	1	
23212	MT MAUNGANUI	06/21/1958	Active	18	3	1	2	12.50%	18	15	0		3	R	T,M,SC	23	
23214	NGARUAWAHIA Exc Award (06/30/2023)	05/29/1963	Cancelled(8*)	0	0	15	-15	-100.00%	14	13	0		None		P,S,T,M,VP SC	8	90+ Days
23216	NGONGOTAHA	10/12/1965	Active	8	1	1	0	0.00%	11	17	5		4		S,M,VP,SC	7	
119728	North Hamilton	06/20/2013	Active	5	0	0	0	0.00%	5		6		5		M,VP,SC	24+	




## Club Health Assessment for District 202 L through December 2024

			Status	Membership							Reports					Finance		LCIF
Club Number	Club Name	Charter Date		Current Member Count	YTD Members Added	YTD Members Dropped	YTD Net Growth	YTD Net Growth%	Member Count 12 Months Ago	Avg. length of service for dropped members	Months Since Last MMR ***	Yrs. Since Last Officer Report	President Rotation	Vice President Reported ****	Months Since Last Activity Report ***	Account Balance	Donations for current Fiscal Year	
			Number of times on status quo within last two years	If below 15 members appears				If net loss is greater than 20% appears			If no report in 3 months appears in	When more than one year appears in	Number of repeat terms	Notes the officers that do not have an active	If no report at 12 months red			
33625	OHAUPO-NGAHINAPOURI L C	04/04/1977	Active	18	0	1	-1	-5.26%	19	18	4			P,VP,SC	13			
23217	OHOPE BEACH	06/19/1972	Active	23	4	1	3	15.00%	21	23	1		4	M,VP,SC	24+			
46437	OMOKOROA AND DISTRICTS	06/26/1986	Active	26	0	0	0	0.00%	23		4		N	M,SC	6			
23218	OPOTIKI	06/19/1967	Active	16	0	0	0	0.00%	16		13		3	M,VP,SC	24+			
	Exc Award (06/30/2016)																	
23219	OTOROHANGA	08/24/1964	Active	30	0	1	-1	-3.23%	31	20	4			VP,SC	0		\$298.37	
23220	PAEROA	08/16/1960	Active	33	2	7	-5	-13.16%	40	19	1			P,M,VP,SC	5			
37378	PAPAMOA	06/27/1979	Active	28	3	0	3	12.00%	23		2		None	R	P,M,SC	12	\$100.00	
	Exc Award (06/30/2023)																	
23222	PIO PIO	08/25/1972	Active	23	0	0	0	0.00%	23		6			T,VP,SC	2	90+ Days	\$143.62	
23224	RAGLAN	08/25/1972	Active	19	0	0	0	0.00%	19		7		4	M,VP,SC	9			
29752	REPOROA	08/06/1974	Active	23	0	1	-1	-4.17%	23	6	1		N	S,VP,SC	1		\$218.52	
32447	ROTORUA EAST	06/25/1976	Active	8	0	0	0	0.00%	14		5		3	VP	1			
	Exc Award (06/30/2018)																	
52797	ROTORUA SULPHUR CITY	04/07/1992	Active	17	0	0	0	0.00%	16		2			N		8		
23227	TAHUNA & DISTRICTS L C	06/06/1973	Active	27	0	0	0	0.00%	28		7			N	P,SC	19		
124149	Tamahere	02/09/2015	Active	22	4	0	4	22.22%	21		3		2	VP	9		\$224.80	
	Exc Award (06/30/2018)																	
23228	TANEATUA	11/21/1966	Active	19	0	1	-1	-5.00%	21	58	4		3	R	SC	N/R		
36404	TAUPO LAKELAND	12/29/1978	Active	15	0	2	-2	-11.76%	19	17	4			M,VP,SC	2		\$312.22	
39562	TAUPO PAKEKE	03/05/1981	Active	26	2	4	-2	-7.14%	29	7	1		2	N	SC	1		
62821	TAURANGA CITY SUNRISE	02/28/2000	Active	26	2	0	2	8.33%	25		4			IP	SC	0		
52524	TAURANGA HARBOUR	02/19/1992	Active	17	2	0	2	13.33%	16		1			VP	0		\$235.98	
23201	TAURANGA MOANA	10/14/1965	Active	31	0	3	-3	-8.82%	35	21	0			M,VP,SC	21		\$212.31	
	Exc Award (06/30/2016)																	
23231	TE AROHA	05/22/1962	Active	24	0	1	-1	-4.00%	27	2	0			M,VP	9			



# Club Health Assessment for District 202 L through December 2024

			Status	Membership						Reports					Finance		LCIF
Club Number	Club Name	Charter Date		Current Member Count	YTD Members Added	YTD Members Dropped	YTD Net Growth	YTD Net Growth%	Member Count 12 Months Ago	Avg. length of service for dropped members	Months Since Last MMR ***	Yrs. Since Last Officer Report	President Rotation	Vice President Reported ****	Months Since Last Activity Report ***	Account Balance	Donations for current Fiscal Year
			Number of times on status quo within last two years	If below 15 members appears				If net loss is greater than 20% appears			If no report in 3 months appears in	When more than one year appears in	Number of repeat terms	Notes the officers that do not have an active	If no report at 12 months appears in red		
59319	TE AROHA MOUNTAIN	04/01/1997	Active	21	0	0	0	0.00%	22		8			N	M,SC	2	
23232	TE AWAMUTU	05/01/1961	Active	24	0	0	0	0.00%	23		5			N	SC	0	\$224.80
	Exc Award (06/30/2024)																
23233	TE KUITI	09/17/1963	Active	9	0	0	0	0.00%	9		7				VP	6	\$117.98
	Exc Award (06/30/2023)																
53684	TE PUKE KIWI COAST	09/17/1992	Active	33	2	1	1	3.13%	32	7	0			R		1	
53372	TEAWAMUTU ROSETOWN	06/15/1992	Active	31	0	0	0	0.00%	33		5				VP	0	
	Exc Award (06/30/2017)																
23238	TIRAU	11/27/1973	Active	36	6	1	5	16.13%	27	15	1			R		1	90+ Days
23239	TOKOROA	08/09/1962	Active	31	1	0	1	3.33%	32		1		2		M,VP,SC	24+	
53130	TOKOROA & DIST L C	05/19/1992	Active	15	0	0	0	0.00%	14		5		2	R	M,SC	8	\$176.98
33186	TOKOROA CITY	12/31/1976	Active	34	4	1	3	9.68%	29	4	1			N	M,SC	18	90+ Days
	Exc Award (06/30/2016, 06/30/2019)																
23241	WAIHI	09/29/1965	Active	43	1	4	-3	-6.52%	48	5	0		2		VP,SC	0	\$375.94
	Exc Award (06/30/2018, 06/30/2024)																
40376	WELCOME BAY L C	09/15/1981	Active	15	1	6	-5	-25.00%	23	8	1				T,M,VP,SC	3	
34228	WHAKATANE KOPEOPEO	06/28/1977	Active	24	2	1	1	4.35%	22	10	2			N	SC	0	\$259.58

Clubs Cancelled Previous Fiscal Year – Clubs Cancelled within last 12 months may be reinstated

Club Number	Club Name	Charter Date	Current Status*	Cancellation Date
40375	TE AWAMUTU PAKEKE	09/28/1981	Cancelled(6*)	12/29/2023

Current Total Clubs Count	YTD New Clubs Count	YTD Cancelled Clubs Count	YTD Net Club Gain	Current Total Members Count	YTD Add	YTD Drop	YTD Net Growth	YTD Net Growth %	Member Count 12 Months Ago	Average Member Count Per Club	% of Clubs with less than 20 members	% No MMR in 3 Months	% No Officer Report in 12 Months	% of Clubs with balance 90+ days	Number of Clubs in Status Quo	% Status Quo Clubs in Financial Suspension	Number of Cancelled Clubs	Average Cancelled Club Age	Members Lost Due to Cancellation	% of Clubs Cancelled for Non-Financial Reasons
51	0	1	-1	1,293	66	69	-3	-0.23%	1,328	25	35%	51%	0%	6%	0	0%	1	104	15	0%



Club Health Assessment for District 202 L through December 2024

			Status	Membership							Reports					Finance	LCIF
Club Number	Club Name	Charter Date		Current Member Count	YTD Members Added	YTD Members Dropped	YTD Net Growth	YTD Net Growth%	Member Count 12 Months Ago	Avg. length of service for dropped members	Months Since Last MMR ***	Yrs. Since Last Officer Report	President Rotation	Vice President Reported ****	Months Since Last Activity Report ***	Account Balance	Donations for current Fiscal Year
			Number of times on status quo within last two years	If below 15 members appears				If net loss is greater than 20% appears			If no report in 3 months appears in	When more than one year appears in	Number of repeat terms	Notes the officers that do not have an active	If no report at 12 months appears in red		



## Club Health Assessment for District 202 M through December 2024

			Status	Membership							Reports					Finance		LCIF
Club Number	Club Name	Charter Date		Current Member Count	YTD Members Added	YTD Members Dropped	YTD Net Growth	YTD Net Growth%	Member Count 12 Months Ago	Avg. length of service for dropped members	Months Since Last MMR ***	Yrs. Since Last Officer Report	President Rotation	Vice President Reported ****	Months Since Last Activity Report ***	Account Balance	Donations for current Fiscal Year	
			Number of times on status quo within last two years	If below 15 members appears				If net loss is greater than 20% appears			If no report in 3 months appears in	When more than one year appears in	Number of repeat terms		Notes the officers that do not have an active	If no report at 12 months appears in red		
Clubs more than two years old																		
32296	AOTEA RAILWAY	05/25/1976	Active	13	3	0	3	30.00%	11		1		4	M,VP,SC	0			
127747	Aotearoa	06/07/2016	Active	9	0	0	0	0.00%	10		6			VP,SC	11			
23156	CARTERTON	09/18/1969	Active	28	1	3	-2	-6.67%	31	20	4			M,VP,SC	4			
53016	CARTERTON CENTRAL	05/01/1992	Active	19	0	1	-1	-5.00%	22	24	4		N	SC	10		\$122.75	
23157	DANNEVIRKE HOST	02/21/1962	Active	39	2	0	2	5.41%	36		4		N	SC	4			
23159	EASTBOURNE	06/06/1972	Active	14	0	0	0	0.00%	14		0		6	R	VP	22	\$633.38	
23163	GISBORNE HOST	09/18/1961	Active	17	1	0	1	6.25%	16		5			VP,SC	0			
Exc Award (06/30/2023)																		
32750	GISBORNE WAINUI	09/09/1976	Active	21	2	3	-1	-4.55%	21	5	1		2	R	4		\$312.22	
Exc Award (06/30/2022)																		
23165	GREYTOWN	11/13/1972	Active	26	0	0	0	0.00%	27		5			M,VP,SC	21			
23166	HASTINGS HOST	10/11/1961	Active	46	2	1	1	2.22%	49	4	1		N	SC	0			
52874	HASTINGS PIONEER	04/14/1992	Active	30	0	1	-1	-3.23%	30	43	1		2	N	SC	0	\$182.88	
Exc Award (06/30/2022, 06/30/2023)																		
23168	JOHNSONVILLE	03/25/1969	Active	23	3	0	3	15.00%	22		2		N	SC	0		\$176.98	
Exc Award (06/30/2018, 06/30/2023)																		
66683	KAPAKAPANUI	10/09/2002	Active	21	2	0	2	10.53%	20		0		3	N	SC	3	90+ Days	
Exc Award (06/30/2022, 06/30/2023)																		
23254	KAPITI	05/16/1963	Active	23	1	0	1	4.55%	21		0		6	VP	0			
Exc Award (06/30/2024)																		
41388	KAPITI PAKEKE	05/25/1982	Active	13	2	0	2	18.18%	11		2		2	N	SC	24+	90+ Days	
23169	KARORI	05/06/1969	Active	30	6	2	4	15.38%	28	18	0			M,VP,SC	4		\$450.00	
Exc Award (06/30/2016, 06/30/2017, 06/30/2020)																		
30619	LEVIN WAIIOPEHU	04/16/1975	Active	17	0	0	0	0.00%	19		5		2	VP,SC	9			
23170	LOWER HUTT HOST	12/07/1960	Active	24	1	1	0	0.00%	23	51	0		N	M,SC	0		\$1,873.34	
Exc Award (06/30/2023, 06/30/2024)																		



## Club Health Assessment for District 202 M through December 2024

			Status	Membership						Reports					Finance		LCIF
Club Number	Club Name	Charter Date		Current Member Count	YTD Members Added	YTD Members Dropped	YTD Net Growth	YTD Net Growth%	Member Count 12 Months Ago	Avg. length of service for dropped members	Months Since Last MMR ***	Yrs. Since Last Officer Report	President Rotation	Vice President Reported ****	Months Since Last Activity Report ***	Account Balance	Donations for current Fiscal Year
			Number of times on status quo within last two years	If below 15 members appears				If net loss is greater than 20% appears			If no report in 3 months appears in	When more than one year appears in	Number of repeat terms	Notes the officers that do not have an active	If no report at 12 months red		
23258	MANA	12/12/1972	Active	32	2	0	2	6.67%	29		4			N	0		
	Exc Award (06/30/2016, 06/30/2018, 06/30/2020)																
23173	MARTINBOROUGH	02/15/1966	Active	34	0	4	-4	-10.53%	38	8	2			N	M,VP,SC	22	
23172	MASTERTON HOST	11/16/1957	Active	33	1	5	-4	-10.81%	39	7	3			N	SC	2	
23174	NAPIER HOST	07/19/1961	Active	23	0	0	0	0.00%	26		6		2	N	SC	13	
53060	NAPIER SPIRIT	05/08/1992	Active	17	0	3	-3	-15.00%	21	19	1		2		VP,SC	0	
23177	NORSEWOOD	12/29/1972	Active	23	2	0	2	9.52%	23		2		3	N	VP	6	
23178	PAHIATUA	03/06/1963	Active	19	1	0	1	5.56%	19		2		2	R	M,SC	14	
53371	PAHIATUA & WOODVILLE T DIST LC	06/15/1992	Active	17	0	0	0	0.00%	17		9			N	SC	3	
23181	RIMUTAKA	09/29/1972	Active	16	0	0	0	0.00%	15		4			N	T,M,VP,SC	7	
29155	SILVERSTREAM	04/12/1974	Active	21	1	2	-1	-4.55%	24	5	0			N		2	
	Exc Award (06/30/2023)																
30744	TAKAPAU	05/12/1975	Active	27	0	3	-3	-10.00%	32	13	0			N	SC	2	
23279	TAWA	02/16/1966	Active	20	0	1	-1	-4.76%	23	49	4				M,VP,SC	6	
	Exc Award (06/30/2016)																
23281	WAIKANAE	07/12/1973	Active	47	0	6	-6	-11.32%	52	24	1			N	SC	0	\$353.97
	Exc Award (06/30/2023)																
23188	WAINUIOMATA	05/10/1965	Active	20	1	1	0	0.00%	18	6	2		2	R	M,SC	6	
23189	WAIPAWA DISTRICT L C	05/16/1968	Active	21	3	3	0	0.00%	23	23	1				M,VP,SC	7	
53551	WAIROA LIGHTHOUSE	07/28/1992	Active	22	0	0	0	0.00%	22		7			N	SC	3	
23192	WELLINGTON HOST	10/20/1958	Cancelled(6*)	0	0	0	0	0.00%	17		0		None		P,S,T,M,VP SC	18	
	Exc Award (06/30/2021, 06/30/2023)																
23194	WELLINGTON NORTH INC LC	05/16/1968	Cancelled(6*)	0	0	0	0	0.00%	9		6		8		T,M,VP,SC	12	
23196	WOODVILLE	06/13/1966	Active	34	1	0	1	3.03%	32		3			N	M,SC	24	





## Club Health Assessment for District 202 M through December 2024

			Status	Membership							Reports					Finance	LCIF
Club Number	Club Name	Charter Date		Current Member Count	YTD Members Added	YTD Members Dropped	YTD Net Growth	YTD Net Growth%	Member Count 12 Months Ago	Avg. length of service for dropped members	Months Since Last MMR ***	Yrs. Since Last Officer Report	President Rotation	Vice President Reported ****	Months Since Last Activity Report ***	Account Balance	Donations for current Fiscal Year
			Number of times on status quo within last two years	If below 15 members appears				If net loss is greater than 20% appears			If no report in 3 months appears in	When more than one year appears in	Number of repeat terms	Notes the officers that do not have an active	If no report at 12 months appears in red		

Clubs Cancelled Previous Fiscal Year – Clubs Cancelled within last 12 months may be reinstated

Club Number		Club Name		Charter Date		Current Status*		Cancellation Date												
53302		MASTERTON HOLDSWORTH		06/05/1992		Cancelled(6*)		07/29/2023												
Current Total Clubs Count	YTD New Clubs Count	YTD Cancelled Clubs Count	YTD Net Club Gain	Current Total Members Count	YTD Add	YTD Drop	YTD Net Growth	YTD Net Growth %	Member Count 12 Months Ago	Average Member Count Per Club	% of Clubs with less than 20 members	% No MMR in 3 Months	% No Officer Report in 12 Months	% of Clubs with balance 90+ days	Number of Clubs in Status Quo	% Status Quo Clubs in Financial Suspension	Number of Cancelled Clubs	Average Cancelled Club Age	Members Lost Due to Cancellation	% of Clubs Cancelled for Non-Financial Reasons
35	0	2	-2	839	38	40	-2	-0.24%	890	24	31%	43%	0%	6%	0	0%	2	77	0	100%

\* - P - Priority Club. Cancellation Reasons: 1-Objectives/conduct, 2-Non-active club, 5-Non-existing club, 6-Disbanding, 7-Merger, 8-Financial Suspension, 9-District/Multiple District Dues.

\*\* - Abbreviation: P-President, S-Secretary, T-Treasurer, M-Member Chairperson, VP-First Vice President, MC-Communications Chairperson, SC-Service Chairperson

\*\*\* - Abbreviation: N/R - Never reported using the Lions Clubs website, N/A - Not applicable, No password registered for the Lions Clubs website.

\*\*\*\* - Abbreviation: N - New, IP - Immediate Past, R - Repeat.



## Club Health Assessment for District 307 A1 through December 2024

Club Number	Club Name	Charter Date	Status	Membership							Reports					Finance	LCIF
				Current Member Count	YTD Members Added	YTD Members Dropped	YTD Net Growth	YTD Net Growth%	Member Count 12 Months Ago	Avg. length of service for dropped members	Months Since Last MMR ***	Yrs. Since Last Officer Report	President Rotation	Vice President Reported ****	Months Since Last Activity Report ***	Account Balance	Donations for current Fiscal Year
			Number of times on status quo within last two years	If below 15 members appears				If net loss is greater than 20% appears			If no report in 3 months appears	When more than one year appears in	Number of repeat terms	Notes the officers that do not have an active	If no report at 12 months red		
<b>Clubs less than two years old</b>																	
154262	Jakarta Askara Buwana	04/27/2023	Active	22	0	3	-3	-12.00%	27	2	0		3	N	VP,SC	1	
157269	Jakarta Cosmo Bungo	03/01/2024	Active	33	4	0	4	13.79%	0		0		2	R		1	\$200.00
	Exc Award (06/30/2024)																
177403	Jakarta Cosmo Charis	08/16/2024	Active	15	15	0	15	100.00%	0		4			N	SC	2	90+ Days
156927	Jakarta Cosmo Charm	02/20/2024	Active	18	2	3	-1	-5.26%	0	1	0		2	N		1	
154405	Jakarta Cosmo Cyber	05/19/2023	Active	41	11	6	5	13.89%	30	2	0			N		5	\$30.00
	Exc Award (06/30/2024)																
179839	Jakarta Cosmo Light	12/04/2024	Newly Chartered	17	17	0	17	100.00%	0		0				VP,SC	N/R	
172765	Jakarta Cosmostellar Dynamic	08/01/2024	Active	19	19	0	19	100.00%	0		2				VP,SC	2	\$500.00
179589	Jakarta Cosmostellar Shining	11/13/2024	Newly Chartered	17	18	1	17	100.00%	0	0	0				VP,SC	0	
179584	Jakarta Duta Anjelier	11/26/2024	Newly Chartered	20	20	0	20	100.00%	0		1				VP,SC	N/A	
179878	Jakarta El John	12/05/2024	Newly Chartered	20	20	0	20	100.00%	0		0			N	SC	N/R	
179840	Jakarta Janapati Jaya	12/04/2024	Newly Chartered	15	15	0	15	100.00%	0		0				VP,SC	N/R	
172022	Jakarta Kota Yudistia	06/05/2024	Active	10	3	12	-9	-47.37%	0	2	2		2		M,VP,SC	N/R	
179611	Jakarta Monas Heritage Auto	12/04/2024	Newly Chartered	16	16	0	16	100.00%	0		0				VP,SC	N/R	
172228	Jakarta Monas Serenata	06/14/2024	Active	20	0	0	0	0.00%	0		6		None	P,S,T,M,VP SC	N/R	90+ Days	
155240	Jakarta Monas Serenia	07/28/2023	Active	14	6	12	-6	-30.00%	20	1	0		2	T,M,VP,SC	0		
	Exc Award (06/30/2024)																
178778	Jakarta Monas Summit Nine	09/26/2024	Newly Chartered	16	16	0	16	100.00%	0		3				VP,SC	N/R	90+ Days
156928	Jakarta Movast Dream	01/03/2024	Active	20	0	0	0	0.00%	0		2		2		T,M,VP,SC	1	\$200.00
154301	Jakarta Movast Flash	05/04/2023	Active	23	0	0	0	0.00%	23		4		3	R		0	\$1,330.00




# Club Health Assessment for District 307 A1 through December 2024

			Status	Membership							Reports					Finance	LCIF
Club Number	Club Name	Charter Date		Current Member Count	YTD Members Added	YTD Members Dropped	YTD Net Growth	YTD Net Growth%	Member Count 12 Months Ago	Avg. length of service for dropped members	Months Since Last MMR ***	Yrs. Since Last Officer Report	President Rotation	Vice President Reported ****	Months Since Last Activity Report ***	Account Balance	Donations for current Fiscal Year
			Number of times on status quo within last two years	If below 15 members appears				If net loss is greater than 20% appears			If no report in 3 months appears in	When more than one year appears in	Number of repeat terms		Notes the officers that do not have an active	If no report at 12 months appears in red	
179621	Jakarta Movast Starlight	12/10/2024	Newly Chartered	17	17	0	17	100.00%	0		0				VP,SC	0	
175535	Jakarta Padma Puri	08/06/2024	Active	17	17	0	17	100.00%	0		1				VP,SC	3	
154393	Jakarta Passion	05/15/2023	Active	29	0	0	0	0.00%	36		6		3	N	M,SC	16	
179803	Jakarta Saha Eta	12/11/2024	Newly Chartered	22	22	0	22	100.00%	0		0				VP,SC	N/A	
177945	Jakarta SIP	09/16/2024	Newly Chartered	20	20	0	20	100.00%	0		3				VP,SC	N/R	90+ Days
178850	Jakarta Sofia Alessia	09/26/2024	Newly Chartered	20	20	0	20	100.00%	0		3				VP,SC	0	90+ Days
179739	Jakarta TARQ86	12/03/2024	Newly Chartered	15	15	0	15	100.00%	0		0			N		N/R	
172438	Jakarta Wardaya 70	06/21/2024	Active	20	7	8	-1	-4.76%	0	0	2		2		M,VP	0	90+ Days
155964	Lampung Spirit of Humanity	09/26/2023	Active	31	4	0	4	14.81%	37		4			N		2	
179580	Palembang BARI	11/13/2024	Newly Chartered	20	20	0	20	100.00%	0		1				VP,SC	N/R	
Clubs more than two years old																	
120602	Bandar Lampung	10/25/2013	Active	27	4	0	4	17.39%	23		2				S,M,VP,SC	1	
	Exc Award (06/30/2017)																
67389	BATAM	03/03/2003	Active	54	2	2	0	0.00%	56	8	1			R	P	4	\$500.00
	Exc Award (06/30/2022)																
87831	BATAM CENTRE	04/19/2005	Active	21	0	0	0	0.00%	21		2		4	N	SC	7	
	Exc Award (06/30/2018)																
124743	Batam Metro	04/28/2015	Active(2)	10	2	14	-12	-54.55%	22	6	2		3	N	T,SC	20	
	Exc Award (06/30/2016)																
126854	Batam Mitra Raya	02/15/2016	Active	28	8	0	8	40.00%	21		2				T,VP,SC	1	90+ Days
	Exc Award (06/30/2018)																
108211	BATAM TOURISM	04/26/2010	Active	31	0	5	-5	-13.89%	36	9	2		2		M,VP,SC	10	\$200.00
	Exc Award (06/30/2016)																
78123	BINTAN	01/26/2004	Status Quo(1)	0	1	11	-10	-100.00%	10	16	1		None		P,S,T,M,VP SC	24+	90+ Days



# Club Health Assessment for District 307 A1 through December 2024

			Status	Membership							Reports					Finance	LCIF
Club Number	Club Name	Charter Date		Current Member Count	YTD Members Added	YTD Members Dropped	YTD Net Growth	YTD Net Growth%	Member Count 12 Months Ago	Avg. length of service for dropped members	Months Since Last MMR ***	Yrs. Since Last Officer Report	President Rotation	Vice President Reported ****	Months Since Last Activity Report ***	Account Balance	Donations for current Fiscal Year
			Number of times on status quo within last two years	If below 15 members appears				If net loss is greater than 20% appears			If no report in 3 months appears in	When more than one year appears in	Number of repeat terms	Notes the officers that do not have an active	If no report at 12 months red		
52908	JAKARTA ANJELIER	04/21/1992	Active	46	16	12	4	9.52%	42	3	0			M,VP	4		\$595.00
Exc Award (06/30/2016, 06/30/2022)																	
137698	JAKARTA ARKHA SRADDHA	03/19/2019	Active	5	0	5	-5	-50.00%	10	2	5			N SC	8		\$1,000.00
103718	JAKARTA AYODYA	09/25/2008	Active	13	0	2	-2	-13.33%	17	14	0			N P	4		
Exc Award (06/03/2016, 06/30/2017, 06/30/20																	
141152	Jakarta Barat Kedoya	03/10/2020	Active	9	4	0	4	80.00%	9		5			R SC	3		
Exc Award (06/30/2022)																	
125560	Jakarta Barat Melati	08/06/2015	Active	17	5	4	1	6.25%	16	7	0			N	4		
Exc Award (06/30/2018, 06/30/2022)																	
118501	JAKARTA BARAT SUNDA GADING	12/20/2012	Active	9	0	0	0	0.00%	13		6	1	None	P,S,T,M,VP SC	24+	90+ Days	
149923	Jakarta Beryl	02/16/2022	Active	17	0	0	0	0.00%	20		6			VP,SC	2		
148905	Jakarta Bunda Milenial	11/18/2021	Active	6	0	0	0	0.00%	4		9		4	M,VP,SC	8		
Exc Award (06/30/2022)																	
52799	JAKARTA CENDANA	04/01/1992	Active	53	0	5	-5	-8.62%	56	6	5			N	0		\$2,300.00
Exc Award (06/30/2016, 06/30/2017, 06/30/20																	
132976	Jakarta Centennial Batavia	10/27/2017	Active(1)	4	0	0	0	0.00%	5		2			VP,SC	9		
128972	Jakarta Centennial Euthenia	09/21/2016	Active	16	0	0	0	0.00%	16		12		9	T,M,VP,SC	2		
134207	Jakarta Centennial Kelapa Gading City	03/23/2018	Active	8	0	4	-4	-33.33%	12	6	0		3	M,VP,SC	18		
134831	Jakarta Centennial Lotus	05/25/2018	Active	41	21	1	20	95.24%	21	1	0			R SC	1	90+ Days	\$6,000.00
Exc Award (06/30/2022)																	
131220	Jakarta Centennial Manunggal MM2100	06/12/2017	Active(2)	15	0	0	0	0.00%	15		10		5	M,VP,SC	7		\$50.00
134391	Jakarta Centennial Monas Entrepreneur	04/12/2018	Active	14	0	0	0	0.00%	11		8	1	None	P,S,T,M,VP SC	7		
Exc Award (06/30/2020)																	
129332	Jakarta Centennial Monas Hang Tuah	11/07/2016	Active	21	0	0	0	0.00%	19		4			N T,SC	3		
Exc Award (06/30/2020, 06/30/2021, 06/30/20																	
134069	Jakarta Centennial Monas Kalea	03/08/2018	Active	39	2	2	0	0.00%	42	5	0			N SC	0		\$1,000.00



## Club Health Assessment for District 307 A1 through December 2024

			Status	Membership						Reports					Finance	LCIF	
Club Number	Club Name	Charter Date		Current Member Count	YTD Members Added	YTD Members Dropped	YTD Net Growth	YTD Net Growth%	Member Count 12 Months Ago	Avg. length of service for dropped members	Months Since Last MMR ***	Yrs. Since Last Officer Report	President Rotation	Vice President Reported ****	Months Since Last Activity Report ***	Account Balance	Donations for current Fiscal Year
			Number of times on status quo within last two years	If below 15 members appears				If net loss is greater than 20% appears			If no report in 3 months appears in	When more than one year appears in	Number of repeat terms	Notes the officers that do not have an active	If no report at 12 months red		
Exc Award (06/30/2020, 06/30/2022, 06/30/2024)																	
132773	Jakarta Centennial Pucuk Palembang	09/27/2017	Active	10	0	0	0	0.00%	26		4		6	M,VP,SC	24+		
129058	Jakarta Centennial Puri Cengkareng	10/04/2016	Active(1)	5	1	0	1	25.00%	6		0		2	VP,SC	24+		
Exc Award (06/30/2018)																	
133865	Jakarta Centennial SMA 2 86	03/02/2018	Active	27	0	0	0	0.00%	27		6	1	None	P,S,T,M,VP SC	7		\$270.00
86011	JAKARTA CITRA SURYA	03/29/2005	Active	21	1	0	1	5.00%	20		5			VP,SC	12		
Exc Award (06/30/2018)																	
67665	JAKARTA COSMOPOLITAN	04/21/2003	Active	51	8	11	-3	-5.56%	54	2	0			N	3		\$500.00
Exc Award (06/30/2016, 06/30/2019, 06/30/2020)																	
143083	Jakarta Cosmostellar	09/28/2020	Active	46	6	12	-6	-11.54%	51	5	0			N	0		\$9,000.00
Exc Award (06/30/2021, 06/30/2022, 06/30/2024)																	
146030	Jakarta Elysium	05/05/2021	Active	11	0	0	0	0.00%	15		6		2	VP,SC	2		\$1,000.00
139642	Jakarta Gading Cemara	08/21/2019	Active	20	5	0	5	33.33%	18		0			N	1		\$2,270.00
105231	JAKARTA GREEN GARDEN	04/10/2009	Active	41	11	0	11	36.67%	37		2			IP T	3		\$800.00
Exc Award (06/30/2016, 06/30/2018, 06/30/2020)																	
141836	Jakarta Happy Kanaya	06/24/2020	Active	22	3	5	-2	-8.33%	24	2	0			N M	1	90+ Days	
Exc Award (06/30/2023, 06/30/2024)																	
78053	JAKARTA HAYAM WURUK	01/14/2004	Active	20	0	0	0	0.00%	20		10		8	VP,SC	17	90+ Days	
150149	Jakarta Hippocrates	03/22/2022	Active(1)	16	0	0	0	0.00%	21		6		2	VP,SC	2		
150018	Jakarta Iris	02/24/2022	Active	21	5	0	5	31.25%	26		0		4	VP,SC	0		
148901	Jakarta Jaya	11/18/2021	Active	5	0	0	0	0.00%	5		7		4	M,VP,SC	8	90+ Days	
Exc Award (06/30/2022)																	
42008	JAKARTA JAYA PLUIT INDAH	11/08/1982	Active	28	10	0	10	55.56%	18		0		2	R VP	1		\$900.00
Exc Award (06/30/2016, 06/30/2017, 06/30/2020)																	
148902	Jakarta Jaya Raya	11/18/2021	Active	2	0	0	0	0.00%	12		7	1	None	P,S,T,M,VP SC	14		
Exc Award (06/30/2022)																	
48446	JAKARTA JAYA SUNTER AGUNG	04/12/1988	Active	43	3	2	1	2.38%	44	6	0			N T,M,SC	0	90+ Days	\$5,790.00



## Club Health Assessment for District 307 A1 through December 2024

			Status	Membership							Reports					Finance		LCIF
Club Number	Club Name	Charter Date		Current Member Count	YTD Members Added	YTD Members Dropped	YTD Net Growth	YTD Net Growth%	Member Count 12 Months Ago	Avg. length of service for dropped members	Months Since Last MMR ***	Yrs. Since Last Officer Report	President Rotation	Vice President Reported ****	Months Since Last Activity Report ***	Account Balance	Donations for current Fiscal Year	
			Number of times on status quo within last two years	If below 15 members appears				If net loss is greater than 20% appears			If no report in 3 months appears in	When more than one year appears in	Number of repeat terms	Notes the officers that do not have an active	If no report at 12 months appears in red			
Exc Award (06/30/2016, 06/30/2017, 06/30/2020)			Active	11	0	1	-1	-8.33%	14	5	5		2	T,VP,SC	2			
34695	JAKARTA JAYAKARTA	11/07/1977																
Exc Award (06/30/2018)			Active(1)	24	0	0	0	0.00%	24		11	1	None	P,S,T,M,VP SC	16			
151926	Jakarta Jet Ski Community	08/17/2022																
152178	Jakarta Kalea Sofia Mehar	08/05/2022	Active	36	6	1	5	16.13%	31	1	0		N	SC	0		\$3,310.00	
Exc Award (06/30/2024)			Active	19	0	0	0	0.00%	20		6			M,VP,SC	7			
47686	JAKARTA KARTINI	08/24/1987																
Exc Award (06/30/2016)			Active	27	0	2	-2	-6.90%	32	9	0		N	VP,SC	11			
66666	JAKARTA KELAPA GADING ASRI	09/25/2002																
Exc Award (06/30/2017, 06/30/2018)			Active	7	0	1	-1	-12.50%	4	7	4		2	VP,SC	5			
136372	Jakarta Kelapa Gading Boulevard LW	09/06/2018																
119917	Jakarta Kelapa Gading Jaya	07/05/2013	Active	14	0	1	-1	-6.67%	21	8	2			VP,SC	1			
Exc Award (06/30/2017, 06/30/2018, 06/30/2020)			Cancelled(8*)	0	0	4	-4	-100.00%	4	5	0	2	None	P,S,T,M,VP SC	24+	90+ Days		
139643	Jakarta Kencana Kirana	08/22/2019																
151179	Jakarta Khandra	06/10/2022	Active	22	3	1	2	10.00%	23	3	1		N	SC	1	90+ Days		
Exc Award (06/30/2023)			Active	31	3	0	3	10.71%	42		1			N	S	0		
49780	JAKARTA KHARISMA	07/20/1989																
Exc Award (06/30/2016, 06/30/2017, 06/30/2020)			Active	20	0	0	0	0.00%	23		6			VP	0		\$1,320.00	
30916	JAKARTA KOTA ZENITH	06/13/1975																
Exc Award (06/30/2017)			Active	25	0	0	0	0.00%	25		16	1	None	P,S,T,M,VP SC	N/A	90+ Days		
148787	Jakarta Madhava	11/10/2021																
110175	JAKARTA MAGNOLIA THE LEADERS	02/01/2011	Active	25	2	0	2	8.70%	10		1		4	VP,SC	1			
Exc Award (06/30/2016)			Cancelled(6*)	0	0	0	0	0.00%	5		2	1	None	P,S,T,M,VP SC	12			
126791	Jakarta Mangga Dua Jaya	02/18/2016																
Exc Award (06/30/2018)			Active	37	5	0	5	15.63%	34		2		R		2		\$1,000.00	
106851	JAKARTA MEDIKA MEDIA	11/10/2009																
Exc Award (06/30/2016, 06/30/2018, 06/30/2020)			Active	23	2	1	1	4.55%	24	3	0		N		5			
84155	JAKARTA MENTENG	09/15/2004																



# Club Health Assessment for District 307 A1 through December 2024

			Status	Membership							Reports					Finance		LCIF
Club Number	Club Name	Charter Date		Current Member Count	YTD Members Added	YTD Members Dropped	YTD Net Growth	YTD Net Growth%	Member Count 12 Months Ago	Avg. length of service for dropped members	Months Since Last MMR ***	Yrs. Since Last Officer Report	President Rotation	Vice President Reported ****	Months Since Last Activity Report ***	Account Balance	Donations for current Fiscal Year	
			Number of times on status quo within last two years	If below 15 members appears			If net loss is greater than 20% appears				If no report in 3 months appears in	When more than one year appears in	Number of repeat terms	Notes the officers that do not have an active	If no report at 12 months appears in red			
Exc Award (06/30/2018)																		
128612	Jakarta Meruya Bintang	08/15/2016	Active	16	1	2	-1	-5.88%	17	5	5		2	VP,SC	16			
Exc Award (06/30/2018)																		
124294	Jakarta Meruya Sehati	03/05/2015	Active	10	0	0	0	0.00%	10		7		2	VP,SC	2			
Exc Award (06/30/2016, 06/30/2017, 06/30/2020)																		
27943	JAKARTA METROPOLITAN	09/17/1971	Active	19	0	10	-10	-34.48%	25	4	0			VP,SC	0		\$20,000.00	
Exc Award (06/30/2020, 06/30/2022)																		
127254	Jakarta Millennium Manunggal	04/08/2016	Active	32	0	0	0	0.00%	29		6			R	2			
Exc Award (06/30/2018, 06/30/2022)																		
127610	Jakarta Millennium Sutera	06/08/2016	Active	57	9	6	3	5.56%	54	5	0			IP SC	5	90+ Days		
Exc Award (06/30/2017, 06/30/2018, 06/30/2020)																		
36616	JAKARTA MONAS	02/13/1979	Active	21	0	0	0	0.00%	25		5			N SC	2			
Exc Award (06/30/2016, 06/30/2017, 06/30/2020)																		
150184	Jakarta Monas Blessings	04/20/2022	Active	38	7	6	1	2.70%	36	2	0			N T,SC	0			
Exc Award (06/30/2023)																		
108407	JAKARTA MONAS GREEN	05/24/2010	Active	28	0	3	-3	-9.68%	31	11	5		None	P,T,M,VP,SC	2			
Exc Award (06/30/2018, 06/30/2021)																		
139574	Jakarta Monas Heritage	08/19/2019	Active	30	7	1	6	25.00%	25	2	1			N M,SC	0			
Exc Award (06/30/2020, 06/30/2021, 06/30/2020)																		
148707	Jakarta Monas Hope	10/27/2021	Active	32	5	2	3	10.34%	29	2	0			N M,SC	0		\$2,500.00	
Exc Award (06/30/2022)																		
121484	Jakarta Monas Kalingga	02/28/2014	Active	56	3	0	3	5.66%	52		2			N	0	90+ Days	\$1,000.00	
Exc Award (06/30/2018, 06/30/2020, 06/30/2020)																		
150736	Jakarta Monas Kalingga Sunshine	06/09/2022	Active	29	5	5	0	0.00%	27	2	3		2	R SC	0			
151824	Jakarta Monas Lilydani	07/27/2022	Active	12	0	18	-18	-60.00%	30	4	0			VP,SC	5			
Exc Award (06/30/2023, 06/30/2024)																		
136007	Jakarta Monas Movast	07/23/2018	Active	68	13	16	-3	-4.23%	68	4	0			N	0	90+ Days	\$9,960.00	
Exc Award (06/30/2022, 06/30/2024)																		
123642	Jakarta Monas Summit	11/18/2014	Active	23	6	11	-5	-17.86%	19	1	0		2	VP	0			



# Club Health Assessment for District 307 A1 through December 2024

			Status	Membership							Reports					Finance		LCIF
Club Number	Club Name	Charter Date		Current Member Count	YTD Members Added	YTD Members Dropped	YTD Net Growth	YTD Net Growth%	Member Count 12 Months Ago	Avg. length of service for dropped members	Months Since Last MMR ***	Yrs. Since Last Officer Report	President Rotation	Vice President Reported ****	Months Since Last Activity Report ***	Account Balance	Donations for current Fiscal Year	
			Number of times on status quo within last two years	If below 15 members appears				If net loss is greater than 20% appears			If no report in 3 months appears in	When more than one year appears in	Number of repeat terms	Notes the officers that do not have an active	If no report at 12 months appears in red			
Exc Award (06/30/2022, 06/30/2023, 06/30/2024)			Active	37	4	5	-1	-2.63%	36	4	0			N	0	90+ Days		
49256	JAKARTA PARAMITRA	02/24/1989																
Exc Award (06/30/2017, 06/30/2018, 06/30/2019)			Active	19	3	0	3	18.75%	15		3			N	10	90+ Days		
146254	Jakarta PIK Northstar	05/20/2021																
Exc Award (06/30/2017, 06/30/2019, 06/30/2020)			Status Quo(1)	43	0	23	-23	-34.85%	66	10	0			N	T,M,SC	4	90+ Days	
Exc Award (06/30/2017, 06/30/2019, 06/30/2020)			Active	38	10	1	9	31.03%	28	10	0			R	M,SC	0		\$700.00
129386	Jakarta Pusat Centennial Daneswara	11/09/2016																
Exc Award (06/30/2022, 06/30/2023)			Active(1)	11	0	0	0	0.00%	13		7		2	N	14	90+ Days		
132752	Jakarta Pusat Centennial Flamboyan	09/29/2017																
Exc Award (06/30/2020, 06/30/2021, 06/30/2022)			Active	32	3	0	3	10.34%	29		1			N	6		\$600.00	
134044	Jakarta Pusat Centennial Terra	03/08/2018																
Exc Award (06/30/2020, 06/30/2021, 06/30/2022)			Active	10	1	2	-1	-9.09%	18	3	0			P,VP,SC	2		\$970.00	
115406	JAKARTA PUSAT JAYAKARTA JAYA	10/28/2011																
Exc Award (06/30/2018, 06/30/2020)			Active	9	0	0	0	0.00%	11		6			M,VP,SC	11	90+ Days		
144239	Jakarta Pusat Maheswara	12/21/2020																
Exc Award (06/30/2016, 06/30/2017, 06/30/2018)			Cancelled(8*)	0	0	13	-13	-100.00%	15	10	0		None	P,S,T,M,VP SC	12	90+ Days		
Exc Award (06/30/2016, 06/30/2017, 06/30/2018)			Active	12	0	0	0	0.00%	16		6			P,M,VP,SC	0		\$600.00	
125561	Jakarta Pusat PS3I	08/07/2015																
Exc Award (06/30/2020, 06/30/2021, 06/30/2022)			Active	22	1	2	-1	-4.35%	25	3	0		2	M,VP,SC	0		\$1,000.00	
139580	Jakarta Pusat Trojans	09/30/2019																
Exc Award (06/30/2020, 06/30/2021, 06/30/2022)			Active(1)	5	0	0	0	0.00%	5		9		4	VP,SC	16	90+ Days		
148368	Jakarta Raya	10/10/2021																
Exc Award (06/30/2020, 06/30/2021, 06/30/2022)			Active	18	1	2	-1	-5.26%	24	3	0			VP,SC	0		\$10.00	
148880	Jakarta Regina Pacis	11/18/2021																
Exc Award (06/30/2020, 06/30/2021, 06/30/2022)			Active	6	0	0	0	0.00%	3		9	1	None	P,S,T,M,VP SC	8			
150850	Jakarta Sedulur Bunda Milenial	05/16/2022																
Exc Award (06/30/2020, 06/30/2021, 06/30/2022)			Active	31	22	0	22	244.44%	11		0		4	N	24+			
149988	Jakarta Sentosa	02/22/2022																
Exc Award (06/30/2020, 06/30/2021, 06/30/2022)			Active	15	3	2	1	7.14%	14	3	2		3	N	VP	0		
149017	Jakarta Stellar Light	11/18/2021																
Exc Award (06/30/2020, 06/30/2021, 06/30/2022)			Active	72	0	15	-15	-17.24%	84	12	0		None	N	P,SC	10		
65147	JAKARTA TAMAN ANGGREK	03/26/2002																
Exc Award (06/03/2018, 06/30/2017, 06/30/2016)			Active	9	7	1	6	200.00%	2	22	0			T,VP,SC	1			
40678	JAKARTA TOMANG	12/10/1981																





## Club Health Assessment for District 307 A1 through December 2024

INTERNATIONAL

Club Number	Club Name	Charter Date	Status	Membership						Reports					Finance		LCIF
				Current Member Count	YTD Members Added	YTD Members Dropped	YTD Net Growth	YTD Net Growth%	Member Count 12 Months Ago	Avg. length of service for dropped members	Months Since Last MMR ***	Yrs. Since Last Officer Report	President Rotation	Vice President Reported ****	Months Since Last Activity Report ***	Account Balance	
			Number of times on status quo within last two years	If below 15 members appears				If net loss is greater than 20% appears			If no report in 3 months appears in	When more than one year appears in	Number of repeat terms	Notes the officers that do not have an active	If no report at 12 months appears in red		
103801	JAMBI	10/14/2008	Active	27	0	0	0	0.00%	29		6		2	N	SC	2	
	Exc Award (06/30/2016)																
129889	Jambi Centennial Angso Duo	02/22/2017	Active	14	0	2	-2	-12.50%	17	1	0			M,VP,SC	10		
	Exc Award (06/30/2018)																
120601	Jambi Siginjai	10/25/2013	Active	14	0	5	-5	-26.32%	19	2	0		2	VP,SC	7		
	Exc Award (06/30/2016, 06/30/2022)																
148575	Palembang Cyber World	10/08/2021	Active(1)	6	0	0	0	0.00%	8		7			VP	11	90+ Days	
78939	PALEMBANG KOTA	04/29/2004	Active	34	6	0	6	21.43%	34		1			M,VP,SC	24+		
140146	Pangkalpinang Smile	10/29/2019	Active	29	5	1	4	16.00%	28	5	1			VP	3	90+ Days	

Clubs Cancelled Previous Fiscal Year – Clubs Cancelled within last 12 months may be reinstated

Club Number	Club Name	Charter Date	Current Status*	Cancellation Date
136562	Jakarta Barat Marigold	10/01/2018	Cancelled(6*)	06/29/2024
133862	Jakarta Centennial Fatahillah	02/20/2018	Cancelled(6*)	07/29/2023
131073	Jakarta Centennial Kalingga Andamari	05/31/2017	Cancelled(7*)	06/29/2024
149434	Jakarta Chandra Kirana	01/01/2022	Cancelled(8*)	12/29/2023
145659	Jakarta Gading LW	03/23/2021	Cancelled(7*)	06/29/2024
136589	Jakarta Pusat The Leaders	10/03/2018	Cancelled(7*)	06/29/2024
149431	Jakarta Sunyaragi Kirana	01/01/2022	Cancelled(6*)	07/29/2023

Current Total Clubs Count	YTD New Clubs Count	YTD Cancelled Clubs Count	YTD Net Club Gain	Current Total Members Count	YTD Add	YTD Drop	YTD Net Growth	YTD Net Growth %	Member Count 12 Months Ago	Average Member Count Per Club	% of Clubs with less than 20 members	% No MMR in 3 Months	% No Officer Report in 12 Months	% of Clubs with balance 90+ days	Number of Clubs in Status Quo	% Status Quo Clubs in Financial Suspension	Number of Cancelled Clubs	Average Cancelled Club Age	Members Lost Due to Cancellation	% of Clubs Cancelled for Non-Financial Reasons
121	16	3	13	2,765	585	308	277	11.13%	2,477	23	45%	38%	6%	22%	2	100%	3	19	17	0%

\* - P - Priority Club. Cancellation Reasons: 1-Objectives/conduct, 2-Non-active club, 5-Non-existing club, 6-Disbanding, 7-Merger, 8-Financial Suspension, 9-District/Multiple District Dues.

\*\* - Abbreviation: P-President, S-Secretary, T-Treasurer, M-Member Chairperson, VP-First Vice President, MC-Communications Chairperson, SC-Service Chairperson

\*\*\* - Abbreviation: N/R - Never reported using the Lions Clubs website, N/A - Not applicable, No password registered for the Lions Clubs website.

\*\*\*\* - Abbreviation: N - New, IP - Immediate Past, R - Repeat.



## Club Health Assessment for District 307 A2 through December 2024

			Status	Membership							Reports					Finance		LCIF
Club Number	Club Name	Charter Date		Current Member Count	YTD Members Added	YTD Members Dropped	YTD Net Growth	YTD Net Growth%	Member Count 12 Months Ago	Avg. length of service for dropped members	Months Since Last MMR ***	Yrs. Since Last Officer Report	President Rotation	Vice President Reported ****	Months Since Last Activity Report ***	Account Balance	Donations for current Fiscal Year	
			Number of times on status quo within last two years	If below 15 members appears				If net loss is greater than 20% appears			If no report in 3 months appears in	When more than one year appears in	Number of repeat terms	Notes the officers that do not have an active	If no report at 12 months red			
Clubs less than two years old																		
171794	Dumai Host	05/29/2024	Active	25	1	0	1	4.17%	0		3		2	VP,SC	N/A	90+ Days	\$1,100.00	
171792	Duri Prima	05/21/2024	Active	28	5	0	5	21.74%	0	0				VP	0			
156357	Karo Extravaganza	11/07/2023	Cancelled(8*)	0	0	24	-24	-100.00%	24	1	4		None	P,S,T,M,VP SC	10			
154390	Karo Simalem Jaya	05/19/2023	Active	21	0	0	0	0.00%	21		2		N		0			
Exc Award (06/30/2024)																		
155443	Medan Avyanna	07/25/2023	Active	38	6	6	0	0.00%	34	2	1			N	2	90+ Days		
Exc Award (06/30/2024)																		
153587	Medan Bina Karya Daur Ulang	01/27/2023	Active	13	0	1	-1	-7.14%	13	2	0			VP	0			
Exc Award (06/30/2023)																		
157833	Medan Bone Fide Kirana	05/20/2024	Active	20	0	0	0	0.00%	0		6		2	VP	N/A			
155965	Medan Central Society	09/26/2023	Active	22	0	0	0	0.00%	22		2		2	M,VP,SC	2			
176794	Medan Eka Bersinar	08/27/2024	Active	37	41	4	37	100.00%	0	0	2			N	1			
176429	Medan Farmaca	08/16/2024	Active	20	20	0	20	100.00%	0		0			N	0			
176046	Medan Galaxy	08/12/2024	Active	20	20	0	20	100.00%	0		4			N	N/R	90+ Days		
154910	Medan Golden Cendekia	06/20/2023	Active	26	3	0	3	13.04%	23		2			N	SC	1		
Exc Award (06/30/2024)																		
177711	Medan Golden Lumina	09/13/2024	Newly Chartered	20	20	0	20	100.00%	0		3			N	N/R			
171274	Medan Golden Metafora	05/20/2024	Active	26	5	0	5	23.81%	0		4		2	M,VP	2			
176962	Medan KSK	08/12/2024	Active	19	19	0	19	100.00%	0		4			VP,SC	N/R			
172280	MEDAN LP3I	06/20/2024	Active	27	0	0	0	0.00%	0		6			M,VP	N/R			
171647	Medan Politeknik Ganesha	06/03/2024	Active	24	0	0	0	0.00%	0		6		None	P,S,T,VP,SC	N/R			
157781	Medan Pro Bono Kirana	05/13/2024	Active	30	0	0	0	0.00%	0		6		2	VP	N/R			
155503	Medan Pro Justicia	08/14/2023	Active	23	0	1	-1	-4.17%	21	0	1		3	R	6			
Exc Award (06/30/2024)																		
156860	Medan Profesional	01/30/2024	Active	23	0	9	-9	-28.13%	0	1	0		2	S,T,M,VP,SC	0			



## Club Health Assessment for District 307 A2 through December 2024

			Status	Membership							Reports					Finance		LCIF
Club Number	Club Name	Charter Date		Current Member Count	YTD Members Added	YTD Members Dropped	YTD Net Growth	YTD Net Growth%	Member Count 12 Months Ago	Avg. length of service for dropped members	Months Since Last MMR ***	Yrs. Since Last Officer Report	President Rotation	Vice President Reported ****	Months Since Last Activity Report ***	Account Balance	Donations for current Fiscal Year	
			Number of times on status quo within last two years	If below 15 members appears				If net loss is greater than 20% appears			If no report in 3 months appears in	When more than one year appears in	Number of repeat terms	Notes the officers that do not have an active	If no report at 12 months appears in red			
178713	Medan Regina Maris Hospital	09/30/2024	Newly Chartered	33	33	0	33	100.00%	0		1			N	1	90+ Days		
153945	Medan Solidaritas	03/31/2023	Active	18	6	3	3	20.00%	22	2	0		3	N	M			2
154407	Medan UCM Campus	05/15/2023	Active	4	0	20	-20	-83.33%	21	1	0		3		S,M,VP,SC			3
155903	Medan UMI Medical	09/22/2023	Active	27	0	0	0	0.00%	27		1		2		M,VP,SC			1
171387	Medan Vision	06/05/2024	Active	22	2	0	2	10.00%	0		0				M,VP,SC			1
158001	Padang Badunsanak	05/28/2024	Active	16	0	4	-4	-20.00%	0	1	0		2		M,VP,SC			1
156644	Padang Rancak Bana	12/04/2023	Active	25	0	4	-4	-13.79%	27	1	0		2		M,VP,SC			0
	Exc Award (06/30/2024)																	
157979	Padang Squad	05/22/2024	Active	17	0	3	-3	-15.00%	0	1	0		2		M,VP,SC			2
156917	Pekanbaru Awal Bros	12/19/2023	Active	20	0	0	0	0.00%	20		3		2		M,VP			4
154438	Pekanbaru Golden Wings	06/09/2023	Active	28	10	1	9	47.37%	17	1	0			N		0		
155720	Pekanbaru Madani	08/31/2023	Active	28	3	0	3	12.00%	25		2		2		M,VP	0		
172170	Pekanbaru Murni Teguh Eria	06/13/2024	Active	20	0	0	0	0.00%	0		4		2		VP	N/A		
155719	Pekanbaru Phoenix Glory	08/17/2023	Active	16	0	4	-4	-20.00%	20	4	0				M,VP	3	\$50.00	
154085	Pekanbaru Riau Property	05/04/2023	Active	45	10	8	2	4.65%	35	2	0			N		0		
	Exc Award (06/30/2024)																	
154672	Sergai Bersatu	06/08/2023	Active	7	1	13	-12	-63.16%	19	2	0		2	N	M,SC	2		
Clubs more than two years old																		
129161	Bagan Batu Bintang Mulia	10/19/2016	Cancelled(8*)	0	0	16	-16	-100.00%	15	6	0		None		P,S,T,M,VP SC	23	90+ Days	
	Exc Award (06/30/2023)																	
106602	BINJAI SEJATI	09/14/2009	Active	29	1	0	1	3.57%	28		0		2		M,VP,SC	3		\$4,000.00
	Exc Award (06/30/2016, 06/30/2017, 06/30/20)																	
149548	Indrapura Host	02/15/2022	Active	25	0	4	-4	-13.79%	26	2	0			N	M,SC	3		
	Exc Award (06/30/2023, 06/30/2024)																	
148204	Kisaran Golden Sempurna	09/03/2021	Active	22	0	0	0	0.00%	26		6				P,M,VP,SC	5		\$100.00
	Exc Award (06/30/2022, 06/30/2023)																	



## Club Health Assessment for District 307 A2 through December 2024

			Status	Membership							Reports					Finance		LCIF
Club Number	Club Name	Charter Date		Current Member Count	YTD Members Added	YTD Members Dropped	YTD Net Growth	YTD Net Growth%	Member Count 12 Months Ago	Avg. length of service for dropped members	Months Since Last MMR ***	Yrs. Since Last Officer Report	President Rotation	Vice President Reported ****	Months Since Last Activity Report ***	Account Balance	Donations for current Fiscal Year	
			Number of times on status quo within last two years	If below 15 members appears					If net loss is greater than 20% appears		If no report in 3 months appears in	When more than one year appears in	Number of repeat terms	Notes the officers that do not have an active	If no report at 12 months appears in red			
27944	MEDAN	05/09/1972	Active	49	2	7	-5	-9.26%	55	9	0			N	S,VP,SC	0	90+ Days	\$1,150.00
Exc Award (06/30/2016, 06/30/2017, 06/30/2018)																		
101402	MEDAN ALUMNI 87	02/26/2008	Active	90	14	0	14	18.42%	81		2			R		0		\$6,000.00
Exc Award (06/30/2016, 06/30/2017, 06/30/2018)																		
123899	Medan Alumni Binjai	12/30/2014	Active	25	3	5	-2	-7.41%	26	6	2			N		0		\$100.00
Exc Award (06/30/2017, 06/30/2018, 06/30/2019)																		
126551	Medan Alumni Darma Agung	02/02/2016	Active	60	2	6	-4	-6.25%	63	3	0				VP	5		\$1,100.00
Exc Award (06/30/2017, 06/30/2018, 06/30/2019)																		
136080	Medan Alumni Husni Thamrin	08/23/2018	Active	26	2	0	2	8.33%	23		4			N	M,VP,SC	0	90+ Days	
Exc Award (06/30/2021, 06/30/2023, 06/30/2024)																		
118969	MEDAN ALUMNI SUTOMO	04/01/2013	Active	33	0	0	0	0.00%	41		3		2	N		3		\$100.00
Exc Award (06/30/2018, 06/30/2020, 06/30/2021)																		
56029	MEDAN ANGKASA	08/03/1994	Active	76	16	11	5	7.04%	71	4	0			N	SC	0	90+ Days	\$6,000.00
Exc Award (06/30/2016, 06/30/2017, 06/30/2018)																		
56649	MEDAN ANGSA PURA	03/13/1995	Active	31	0	1	-1	-3.13%	31	5	0		2		VP,SC	0		
Exc Award (06/30/2016, 06/30/2017, 06/30/2018)																		
121504	Medan Angsapura Jaya	03/05/2014	Active	62	8	0	8	14.81%	51		0		3	N	SC	0	90+ Days	\$2,000.00
Exc Award (06/30/2016, 06/30/2017, 06/30/2018)																		
126470	Medan Aryaguna	02/09/2016	Active	50	5	10	-5	-9.09%	50	3	0			N		0	90+ Days	\$2,000.00
Exc Award (06/30/2017, 06/30/2018, 06/30/2019)																		
145777	Medan Aston Jaya	05/21/2021	Active	15	0	6	-6	-28.57%	13	3	0			N	P,SC	10		
Exc Award (06/30/2024)																		
136103	Medan Bankers	08/07/2018	Active	37	0	5	-5	-11.90%	42	4	5			N	VP	0		\$1,000.00
Exc Award (06/30/2020, 06/30/2021, 06/30/2022)																		
138240	Medan Bankers Charity	06/07/2019	Active	56	20	9	11	24.44%	45	3	0			N	S	0		\$100.00
Exc Award (06/30/2020, 06/30/2021, 06/30/2022)																		
110355	MEDAN BUSINESS CENTRE	02/14/2011	Active	63	1	11	-10	-13.70%	70	2	0		2		M,VP,SC	0	90+ Days	\$2,200.00
Exc Award (06/30/2016, 06/30/2017, 06/30/2018)																		
128649	Medan Cambridge	08/17/2016	Active	34	7	5	2	6.25%	30	5	0			R	M,VP,SC	5		



## Club Health Assessment for District 307 A2 through December 2024

			Status	Membership							Reports					Finance		LCIF	
Club Number	Club Name	Charter Date		Current Member Count	YTD Members Added	YTD Members Dropped	YTD Net Growth	YTD Net Growth%	Member Count 12 Months Ago	Avg. length of service for dropped members	Months Since Last MMR ***	Yrs. Since Last Officer Report	President Rotation	Vice President Reported ****	Months Since Last Activity Report ***	Account Balance	Donations for current Fiscal Year		
			Number of times on status quo within last two years	If below 15 members appears					If net loss is greater than 20% appears				If no report in 3 months appears in	When more than one year appears in	Number of repeat terms	Notes the officers that do not have an active	If no report at 12 months appears in red		
Exc Award (06/30/2020, 06/30/2023, 06/30/2024)																			
143843	Medan Capital Market	12/18/2020	Active	10	0	10	-10	-50.00%	20	3	0		3	VP,SC	0				
Exc Award (06/30/2024)																			
87970	MEDAN CEMARA	05/05/2005	Active	29	1	8	-7	-19.44%	37	3	0			R	0	90+ Days			
Exc Award (06/30/2017, 06/30/2018, 06/30/2020)																			
130307	Medan Centennial Diamond	03/08/2017	Active	66	8	0	8	13.79%	47		0		2	VP	0				\$1,100.00
Exc Award (06/30/2018, 06/30/2020, 06/30/2023)																			
130879	Medan Centennial Titans	05/15/2017	Active	28	1	2	-1	-3.45%	30	4	0			M,VP,SC	3	90+ Days			\$2,000.00
Exc Award (06/30/2020, 06/30/2023)																			
118850	MEDAN CHAKRA	03/26/2013	Active	74	11	0	11	17.46%	67		0			N M	0	90+ Days			\$1,250.00
Exc Award (06/30/2016, 06/30/2017, 06/30/2020)																			
136393	Medan Champion	09/27/2018	Active	21	10	1	9	75.00%	13	4	4			VP	0	90+ Days			
Exc Award (06/30/2021, 06/30/2022, 06/30/2024)																			
37645	MEDAN DELI	10/31/1979	Active	67	0	0	0	0.00%	72		5			N	0				\$3,100.00
Exc Award (06/30/2016, 06/30/2017, 06/30/2020)																			
117849	MEDAN EKA PRASETYA CAMPUS	09/26/2012	Active	20	0	1	-1	-4.76%	21	2	4			M,VP,SC	3				
Exc Award (06/30/2021, 06/30/2022)																			
128481	Medan Finance	08/03/2016	Active	56	11	0	11	24.44%	49		0			N VP,SC	0	90+ Days			\$3,000.00
Exc Award (06/30/2017, 06/30/2018, 06/30/2020)																			
106937	MEDAN FORTUNE DODO	11/24/2009	Active	21	0	1	-1	-4.55%	22	9	0			M,VP,SC	1				\$220.00
Exc Award (06/30/2016, 06/30/2018, 06/30/2020)																			
115415	MEDAN FORTUNE UNIVERSAL	10/28/2011	Active	23	1	3	-2	-8.00%	25	4	0			M,VP,SC	0				
Exc Award (06/30/2016, 06/30/2017, 06/30/2020)																			
52360	MEDAN GARUDA	12/26/1991	Active(1)	13	0	1	-1	-7.14%	13	10	0		3	M,VP,SC	0				
Exc Award (06/30/2016, 06/30/2018)																			
120934	Medan Golden Estate	12/12/2013	Active	25	6	11	-5	-16.67%	20	2	0		2	R T	0	90+ Days			\$1,000.00
Exc Award (06/30/2018, 06/30/2021, 06/30/2024)																			
136524	Medan Grace	10/25/2018	Active	40	12	0	12	42.86%	24		0			N VP	0				\$2,100.00
Exc Award (06/30/2021, 06/30/2023, 06/30/2024)																			




## Club Health Assessment for District 307 A2 through December 2024

			Status	Membership							Reports					Finance	LCIF
Club Number	Club Name	Charter Date		Current Member Count	YTD Members Added	YTD Members Dropped	YTD Net Growth	YTD Net Growth%	Member Count 12 Months Ago	Avg. length of service for dropped members	Months Since Last MMR ***	Yrs. Since Last Officer Report	President Rotation	Vice President Reported ****	Months Since Last Activity Report ***	Account Balance	Donations for current Fiscal Year
			Number of times on status quo within last two years	If below 15 members appears				If net loss is greater than 20% appears			If no report in 3 months appears in	When more than one year appears in	Number of repeat terms	Notes the officers that do not have an active	If no report at 12 months appears in red		
127749	Medan Graha Harmoni	06/08/2016	Active	58	16	10	6	11.54%	50	3	0			M,VP,SC	2	90+ Days	
	Exc Award (06/30/2018, 06/30/2021, 06/30/2024)																
67266	MEDAN GRAHA HELVETIA NEW CENTURY	02/19/2003	Active	15	0	0	0	0.00%	15		5			M,VP,SC	3		
	Exc Award (06/30/2017, 06/30/2018, 06/30/2024)																
139546	Medan Hang Kesturi	09/12/2019	Active	28	8	0	8	40.00%	17		0			M,VP,SC	2	90+ Days	\$1,000.00
	Exc Award (06/30/2021, 06/30/2023)																
141076	Medan Happy	05/28/2020	Active	10	0	2	-2	-16.67%	14	3	0			R	1		
	Exc Award (06/30/2021)																
146808	Medan Infinity	06/17/2021	Active	26	11	10	1	4.00%	20	3	0			N	1		\$2,000.00
	Exc Award (06/30/2022, 06/30/2024)																
66639	MEDAN JOHOR	09/25/2002	Active	37	0	0	0	0.00%	35		7		4	M,VP,SC	0		
	Exc Award (06/30/2016, 06/30/2018, 06/30/2024)																
82743	MEDAN KARTINI	06/23/2004	Active	58	16	8	8	16.00%	50	20	0		2	M,VP,SC	1		\$2,000.00
	Exc Award (06/30/2016, 06/30/2017, 06/30/2024)																
118588	MEDAN KASUARI	01/14/2013	Active	30	0	4	-4	-11.76%	31	4	4			VP	0		\$400.00
	Exc Award (06/30/2018, 06/30/2022, 06/30/2024)																
141642	Medan Kayana	06/18/2020	Active	24	1	0	1	4.35%	22		0			N	5		
	Exc Award (06/30/2023)																
67633	MEDAN KESAWAN NEW CENTURY	04/03/2003	Active	49	1	0	1	2.08%	48		1			N	0	90+ Days	\$6,800.00
	Exc Award (06/30/2016, 06/30/2017, 06/30/2024)																
151858	Medan Kita	07/27/2022	Active	21	8	0	8	61.54%	13		4			VP,SC	0		\$210.00
	Exc Award (06/30/2024)																
67708	MEDAN KOTA	04/07/2003	Active	57	4	0	4	7.55%	68		4			VP,SC	4		
	Exc Award (06/30/2017, 06/30/2018, 06/30/2024)																
106143	MEDAN LESTARI	07/23/2009	Active	99	20	10	10	11.24%	76	3	0			N VP	0		\$10,000.00
	Exc Award (06/30/2016, 06/30/2018, 06/30/2024)																
51147	MEDAN LIBERTY	12/27/1990	Active	48	0	5	-5	-9.43%	51	11	5			R	2	90+ Days	\$1,100.00
	Exc Award (06/30/2016, 06/30/2017, 06/30/2024)																
125516	Medan Liberty Diversity	08/10/2015	Active	18	0	15	-15	-45.45%	28	4	1			N	1		\$1,100.00



## Club Health Assessment for District 307 A2 through December 2024

			Status	Membership							Reports					Finance	LCIF
Club Number	Club Name	Charter Date		Current Member Count	YTD Members Added	YTD Members Dropped	YTD Net Growth	YTD Net Growth%	Member Count 12 Months Ago	Avg. length of service for dropped members	Months Since Last MMR ***	Yrs. Since Last Officer Report	President Rotation	Vice President Reported ****	Months Since Last Activity Report ***	Account Balance	Donations for current Fiscal Year
			Number of times on status quo within last two years	If below 15 members appears					If net loss is greater than 20% appears		If no report in 3 months appears in	When more than one year appears in	Number of repeat terms	Notes the officers that do not have an active	If no report at 12 months appears in red		
Exc Award (06/30/2017, 06/30/2018, 06/30/2020)	75912 MEDAN MALIBU	06/30/2003	Active	35	2	9	-7	-16.67%	42	7	0		2	S,VP	2		
Exc Award (06/30/2018, 06/30/2020, 06/30/2022)	117054 MEDAN MALIBU SRIKANDI	06/13/2012	Active	38	0	4	-4	-9.52%	42	5	0		2	VP	2		
Exc Award (06/30/2018, 06/30/2020, 06/30/2022)	47850 MEDAN MERDEKA	11/10/1987	Active	51	0	0	0	0.00%	48		4			M,VP	0		\$2,100.00
Exc Award (06/30/2016, 06/30/2022, 06/30/2024)	101534 MEDAN METROPOLITAN	03/06/2008	Active	26	0	0	0	0.00%	26		3			N	2		
Exc Award (06/30/2016, 06/30/2017, 06/30/2020)	140971 Medan Millenials	02/18/2020	Active	25	1	1	0	0.00%	24	0	0			N	M,VP,SC	1	
Exc Award (06/30/2023)	130673 Medan Millenium	04/11/2017	Active	30	0	8	-8	-21.05%	36	4	0		2	R	SC	2	\$2,000.00
Exc Award (06/30/2018, 06/30/2020, 06/30/2022)	104997 MEDAN MULIA	03/16/2009	Active	243	7	22	-15	-5.81%	244	3	0			N	M	0	\$2,000.00
Exc Award (06/30/2016, 06/30/2017, 06/30/2020)	57465 MEDAN ORIENTAL	11/07/1995	Active	12	0	2	-2	-14.29%	16	5	0		3	M,VP,SC	12		
Exc Award (06/30/2017, 06/30/2018, 06/30/2020)	146114 Medan Pelita	05/06/2021	Active	7	0	0	0	0.00%	7		2			M,VP,SC	24+		
Exc Award (06/30/2016, 06/30/2018, 06/30/2020)	56453 MEDAN PIONEER	01/19/1995	Active	63	19	0	19	43.18%	47		0			N	0	90+ Days	\$100.00
Exc Award (06/30/2016, 06/30/2018, 06/30/2020)	105153 MEDAN PIONEER DIAMOND	04/03/2009	Active	31	0	4	-4	-11.43%	27	4	0			N	5		
Exc Award (06/30/2016, 06/30/2017, 06/30/2020)	87805 MEDAN PMCI CAMPUS	04/15/2005	Active	130	21	10	11	9.24%	120	1	0			N	0		
Exc Award (06/30/2021, 06/30/2022, 06/30/2024)	52100 MEDAN POLONIA	10/23/1991	Active	69	3	0	3	4.55%	69		3			M,VP,SC	0		\$5,085.00
Exc Award (06/30/2016, 06/30/2018, 06/30/2020)	145603 Medan Prana	03/12/2021	Cancelled(8*)	0	0	13	-13	-100.00%	16	4	9	1	None	P,S,T,M,VP SC	11	90+ Days	
Exc Award (06/30/2024)	138453 Medan Premier	06/07/2019	Active	31	6	0	6	24.00%	24		4			N	0	90+ Days	\$2,300.00





## Club Health Assessment for District 307 A2 through December 2024

			Status	Membership						Reports					Finance	LCIF	
Club Number	Club Name	Charter Date		Current Member Count	YTD Members Added	YTD Members Dropped	YTD Net Growth	YTD Net Growth%	Member Count 12 Months Ago	Avg. length of service for dropped members	Months Since Last MMR ***	Yrs. Since Last Officer Report	President Rotation	Vice President Reported ****	Months Since Last Activity Report ***	Account Balance	Donations for current Fiscal Year
			Number of times on status quo within last two years	If below 15 members appears				If net loss is greater than 20% appears			If no report in 3 months appears in	When more than one year appears in	Number of repeat terms	Notes the officers that do not have an active	If no report at 12 months appears in red		
Exc Award (06/30/2020, 06/30/2023, 06/30/2024)	108917 MEDAN PRIORITY	07/16/2010	Active	27	0	0	0	0.00%	27		5			M,VP	1		
Exc Award (06/30/2020, 06/30/2021, 06/30/2024)	127744 Medan Property	06/07/2016	Active	5	0	2	-2	-28.57%	5	3	3		2	M,VP,SC	4		
Exc Award (06/30/2017, 06/30/2021)	145788 Medan Quantum Avengers	04/07/2021	Active	21	9	0	9	75.00%	14		4		2	R	4	90+ Days	
Exc Award (06/30/2022, 06/30/2023)	45940 MEDAN RAYA	03/28/1986	Active	120	36	6	30	33.33%	90	4	0			S,T,M,VP	0	90+ Days	\$1,200.00
Exc Award (06/30/2017, 06/30/2018, 06/30/2024)	108916 MEDAN ROYAL SUMATRA FAMILY	07/16/2010	Active	26	1	11	-10	-27.78%	36	7	0		3	M,VP,SC	4		
Exc Award (06/30/2017, 06/30/2020, 06/30/2024)	48127 MEDAN SERUNI	02/10/1988	Active	38	0	3	-3	-7.32%	41	15	0			N	4		\$100.00
Exc Award (06/30/2017, 06/30/2018, 06/30/2024)	136069 Medan Solid	08/07/2018	Active	19	2	0	2	11.76%	23		3			M,VP,SC	6		\$100.00
Exc Award (06/30/2023)	152326 Medan Spartan Cyber	08/29/2022	Active(1)	4	0	12	-12	-75.00%	16	2	0		3	M,VP,SC	2		
	133891 Medan Success	02/16/2018	Active	23	0	0	0	0.00%	20		8		8	M,VP,SC	11		
Exc Award (06/30/2020, 06/30/2022, 06/30/2024)	125752 Medan Synergy	09/10/2015	Active	13	5	1	4	44.44%	8	1	2			M,VP,SC	2	90+ Days	\$4,000.00
Exc Award (06/30/2017, 06/30/2024)	53623 MEDAN THAMRIN	08/26/1992	Active	37	4	2	2	5.71%	35	0	2		2	T,M,VP,SC	1		\$1,000.00
Exc Award (06/30/2016, 06/30/2017, 06/30/2024)	147762 Medan Tridharma	08/18/2021	Active	24	2	2	0	0.00%	25	2	0			N	1	90+ Days	\$100.00
Exc Award (06/30/2023, 06/30/2024)	53795 MEDAN UNI UTAMA	11/09/1992	Active	19	0	1	-1	-5.00%	17	6	5			R SC	24+		
Exc Award (06/30/2024)	115114 MEDAN UNITY	09/27/2011	Active	20	6	0	6	42.86%	14		4			M,VP,SC	6		
Exc Award (06/30/2016, 06/30/2018, 06/30/2024)	134310 Medan Utara	04/13/2018	Active	13	0	9	-9	-40.91%	23	5	0			R P,S,M,VP	7		\$1,000.00





## Club Health Assessment for District 307 A2 through December 2024

			Status	Membership							Reports					Finance	LCIF
Club Number	Club Name	Charter Date		Current Member Count	YTD Members Added	YTD Members Dropped	YTD Net Growth	YTD Net Growth%	Member Count 12 Months Ago	Avg. length of service for dropped members	Months Since Last MMR ***	Yrs. Since Last Officer Report	President Rotation	Vice President Reported ****	Months Since Last Activity Report ***	Account Balance	Donations for current Fiscal Year
			Number of times on status quo within last two years	If below 15 members appears				If net loss is greater than 20% appears			If no report in 3 months appears in	When more than one year appears in	Number of repeat terms	Notes the officers that do not have an active	If no report at 12 months appears in red		
Exc Award (06/30/2021, 06/30/2023)																	
148949	Medan Wealth Success Management	12/12/2021	Active	12	0	17	-17	-58.62%	29	2	0		4	N	SC	0	
Exc Award (06/30/2023, 06/30/2024)																	
115417	MEDAN YOUTH LIBERTY	10/28/2011	Active	63	1	7	-6	-8.70%	69	4	0			N	M	2	
Exc Award (06/30/2017, 06/30/2018, 06/30/2020)																	
88202	PADANG CERIA	05/11/2005	Active	27	0	5	-5	-15.63%	28	5	0				S,M,VP,SC	1	
Exc Award (06/30/2017, 06/30/2023, 06/30/2020)																	
115317	PADANG SIDIMPUAN HOST	10/28/2011	Active	10	0	0	0	0.00%	10		3		2		P,M,VP,SC	22	
105154	PEKAN BARU BERTUAH	04/02/2009	Active	21	0	0	0	0.00%	21		2		3	R	M,SC	9	
Exc Award (06/30/2023)																	
143937	Pekanbaru Advance Mulia	12/10/2020	Active	48	0	3	-3	-5.88%	49	3	0		2	N		1	
Exc Award (06/30/2022, 06/30/2023, 06/30/2020)																	
125741	Pekanbaru Lancang Kuning	09/04/2015	Active	29	4	1	3	11.54%	26	6	2			R	SC	0	\$200.00
Exc Award (06/30/2017, 06/30/2018, 06/30/2020)																	
77453	PEKANBARU MULIA	08/19/2003	Active	38	1	0	1	2.70%	33		0		2		VP	4	90+ Days \$1,200.00
Exc Award (06/30/2016, 06/30/2018, 06/30/2020)																	
130418	Pekanbaru Prima	03/15/2017	Active	42	6	18	-12	-22.22%	53	3	0				P,M,VP,SC	0	\$3,350.00
Exc Award (06/30/2018, 06/30/2020, 06/30/2020)																	
152539	Pekanbaru Senam Bersama	09/19/2022	Active	15	0	0	0	0.00%	7		3				M,VP,SC	5	
130320	Pekanbaru Star	03/09/2017	Active	16	0	2	-2	-11.11%	18	6	0			R	S,M,VP,SC	4	
Exc Award (06/30/2024)																	
140351	Pekanbaru UMKM	12/19/2019	Active	22	1	9	-8	-26.67%	35	3	0			N	M,SC	0	
Exc Award (06/30/2023, 06/30/2024)																	
55574	PEMATANGSIANTAR MERDEKA	04/13/1994	Active	64	1	0	1	1.59%	68		2		3	R	T	0	\$100.00
Exc Award (06/30/2016, 06/30/2017, 06/30/2020)																	
134429	Pematangsiantar Merdeka Abadi	04/20/2018	Active	33	1	6	-5	-13.16%	35	3	0		3	R		0	
Exc Award (06/30/2021, 06/30/2022, 06/30/2020)																	
104629	RANTAU PRAPAT MITRA	02/03/2009	P- Active(1)	27	10	6	4	17.39%	75	11	2				M,VP,SC	2	\$1,000.00



## Club Health Assessment for District 307 A2 through December 2024

			Status	Membership						Reports					Finance	LCIF	
Club Number	Club Name	Charter Date		Current Member Count	YTD Members Added	YTD Members Dropped	YTD Net Growth	YTD Net Growth%	Member Count 12 Months Ago	Avg. length of service for dropped members	Months Since Last MMR ***	Yrs. Since Last Officer Report	President Rotation	Vice President Reported ****	Months Since Last Activity Report ***	Account Balance	Donations for current Fiscal Year
			Number of times on status quo within last two years	If below 15 members appears				If net loss is greater than 20% appears			If no report in 3 months appears in	When more than one year appears in	Number of repeat terms	Notes the officers that do not have an active	If no report at 12 months appears in red		
Exc Award (06/30/2017, 06/30/2018, 06/30/2020)																	
148205	Tanjung Balai Golden Shell	09/03/2021	Active	35	5	0	5	16.67%	30		0		2	M,VP,SC	2		\$100.00
Exc Award (06/30/2022, 06/30/2023)																	
128034	Tebing Tinggi Royal	06/20/2016	Active	97	9	0	9	10.23%	85		0			M,VP	0		\$1,000.00
Exc Award (06/30/2017, 06/30/2020, 06/30/2022)																	
148925	Tembilahan Starlight Mulia	11/10/2021	Cancelled(8*)	0	0	14	-14	-100.00%	21	3	0		None	P,S,T,M,VP SC	N/A	90+ Days	

Clubs Cancelled Previous Fiscal Year – Clubs Cancelled within last 12 months may be reinstated

Club Number	Club Name	Charter Date	Current Status*	Cancellation Date
125355	Medan Angsapura Stallion	07/28/2015	Cancelled(8*)	06/29/2024
136131	Medan Charity	08/13/2018	Cancelled(6*)	07/29/2023
143082	Medan Equityworld Futures	10/19/2020	Cancelled(6*)	01/29/2024
150213	Medan Equityworld Futures Alpha	04/20/2022	Cancelled(6*)	08/29/2023
150284	Medan LCM Royal SIYC (SHARE IF YOU CARE)	04/18/2022	Cancelled(6*)	07/29/2023
106995	MEDAN YES CERIA	12/17/2009	Cancelled(6*)	07/29/2023

Current Total Clubs Count	YTD New Clubs Count	YTD Cancelled Clubs Count	YTD Net Club Gain	Current Total Members Count	YTD Add	YTD Drop	YTD Net Growth	YTD Net Growth %	Member Count 12 Months Ago	Average Member Count Per Club	% of Clubs with less than 20 members	% No MMR in 3 Months	% No Officer Report in 12 Months	% of Clubs with balance 90+ days	Number of Clubs in Status Quo	% Status Quo Clubs in Financial Suspension	Number of Cancelled Clubs	Average Cancelled Club Age	Members Lost Due to Cancellation	% of Clubs Cancelled for Non-Financial Reasons
127	6	4	2	4,441	595	513	82	1.88%	4,050	35	20%	29%	0%	20%	0	0%	4	12	67	-25%

\* - P - Priority Club. Cancellation Reasons: 1-Objectives/conduct, 2-Non-active club, 5-Non-existing club, 6-Disbanding, 7-Merger, 8-Financial Suspension, 9-District/Multiple District Dues.

\*\* - Abbreviation: P-President, S-Secretary, T-Treasurer, M-Member Chairperson, VP-First Vice President, MC-Communications Chairperson, SC-Service Chairperson

\*\*\* - Abbreviation: N/R - Never reported using the Lions Clubs website, N/A - Not applicable, No password registered for the Lions Clubs website.

\*\*\*\* - Abbreviation: N - New, IP - Immediate Past, R - Repeat.



## Club Health Assessment for District 307B1 through December 2024

			Status	Membership						Reports					Finance	LCIF	
Club Number	Club Name	Charter Date		Current Member Count	YTD Members Added	YTD Members Dropped	YTD Net Growth	YTD Net Growth%	Member Count 12 Months Ago	Avg. length of service for dropped members	Months Since Last MMR ***	Yrs. Since Last Officer Report	President Rotation	Vice President Reported ****	Months Since Last Activity Report ***	Account Balance	Donations for current Fiscal Year
			Number of times on status quo within last two years	If below 15 members appears				If net loss is greater than 20% appears			If no report in 3 months appears in	When more than one year appears in	Number of repeat terms	Notes the officers that do not have an active	If no report at 12 months appears in red		
Clubs less than two years old																	
155354	Jakarta Affection	07/24/2023	Active	36	7	0	7	24.14%	27		0		2	N	0		\$370.00
	Exc Award (06/30/2024)																
156691	Jakarta Kharisma Connection	11/20/2023	Active	20	0	0	0	0.00%	20		6		2		M,VP,SC	10	
178703	Jakarta Kindness	09/17/2024	Newly Chartered	21	21	0	21	100.00%	0		3			N		0	\$200.00
154388	Jakarta Menteng Kharisma	05/15/2023	Cancelled(8*)	0	0	24	-24	-100.00%	24	1	0		None		P,S,T,M,VP SC	10	90+ Days
156023	Jakarta Menteng Medan Selection	09/18/2023	Active	23	1	0	1	4.55%	20		0			N	P,SC	5	
157846	Jakarta One Dream	04/02/2024	Active	17	1	4	-3	-15.00%	0	0	0		2		M,VP,SC	0	
156158	Jakarta Padma Gantari	09/26/2023	Active	29	3	1	2	7.41%	27	1	0		2	N		0	\$50.00
155418	Jakarta Selatan Asoka	07/25/2023	Active	25	5	8	-3	-10.71%	28	1	0		2		M,VP,SC	4	
171724	Jakarta Selatan Fun Energic	05/22/2024	Active	20	0	0	0	0.00%	0		6		2	R	SC	0	
174572	Jakarta Starshine Story	07/09/2024	Active	25	26	1	25	100.00%	0	0	0			N		0	
179113	Jakarta Synergy Society	10/10/2024	Newly Chartered	21	21	0	21	100.00%	0		2			N	M,SC	0	
156929	Jakarta Timur Red Diamond	01/03/2024	Active	20	0	0	0	0.00%	0		6		2	R	M,VP,SC	2	\$50.00
171330	Jakarta Tulip Medical	05/09/2024	Active	22	1	0	1	4.76%	0		4		2		M,VP,SC	2	
171985	Jakarta Victory Elysian	06/18/2024	Active	30	0	0	0	0.00%	0		6		None		P,S,T,M,VP SC	3	\$200.00
157524	Jakarta Victory Xaverian	02/24/2024	Active	23	0	1	-1	-4.17%	0	1	0		2	N		0	
157891	Jakarta Wisteria	04/09/2024	Active	21	0	0	0	0.00%	0		8		2		M,VP,SC	2	
171662	Samarinda Victory Green Host	05/15/2024	Active	20	0	0	0	0.00%	0		6		2		M,VP,SC	N/A	
175608	Serang Salakanagara Host	07/19/2024	Active	20	20	0	20	100.00%	0		2				M,VP,SC	N/R	
153943	Serpong Esa Prima	04/18/2023	Active	12	0	0	0	0.00%	19		4			IP	M,SC	10	
179205	Tangerang Boston PIK2	10/28/2024	Newly Chartered	15	15	0	15	100.00%	0		2				M,VP,SC	N/A	
153547	Tangerang Chrystalle Phoenix	01/23/2023	Active	22	0	0	0	0.00%	20		6		3	N	S,SC	0	\$120.00
	Exc Award (06/30/2024)																



## Club Health Assessment for District 307B1 through December 2024

			Status	Membership							Reports					Finance	LCIF
Club Number	Club Name	Charter Date		Current Member Count	YTD Members Added	YTD Members Dropped	YTD Net Growth	YTD Net Growth%	Member Count 12 Months Ago	Avg. length of service for dropped members	Months Since Last MMR ***	Yrs. Since Last Officer Report	President Rotation	Vice President Reported ****	Months Since Last Activity Report ***	Account Balance	Donations for current Fiscal Year
			Number of times on status quo within last two years	If below 15 members appears				If net loss is greater than 20% appears			If no report in 3 months appears in	When more than one year appears in	Number of repeat terms	Notes the officers that do not have an active	If no report at 12 months appears in red		
157250	Tangerang Inspire Youth Movement	01/26/2024	Active	13	0	14	-14	-51.85%	0	0	5		2	R	4		
Clubs more than two years old																	
141366	Bekasi 8EH Generasi Sosial	04/16/2020	Active	11	0	0	0	0.00%	11		6		2	N	9		
125144	Bekasi Satura	06/16/2015	Active	8	2	0	2	33.33%	6		2		2	M,VP,SC	2		
122080	Bogor Host Rafflesia	05/06/2014	Active	24	1	2	-1	-4.00%	22	1	0			T,M,VP,SC	0		\$200.00
Exc Award (06/30/2017, 06/30/2018, 06/30/20																	
146953	Depok Dartam	06/28/2021	Active	15	2	0	2	15.38%	17		2		4	R	VP,SC	0	
Exc Award (06/30/2023)																	
53374	JAKARTA ALAMANDA	06/15/1992	Active	22	6	4	2	10.00%	19	3	0			N	0		
Exc Award (06/30/2022, 06/30/2023)																	
99935	JAKARTA BATAVIA PRIMA NEW CENTURY	07/11/2007	Active	12	0	2	-2	-14.29%	13	9	0			N	VP	2	\$50.00
58589	JAKARTA BUNGA TANJUNG	07/15/1996	Active	32	5	0	5	18.52%	24		2			N	0		\$370.00
Exc Award (06/30/2021, 06/30/2022, 06/30/20																	
108898	JAKARTA CIBUBUR	07/12/2010	Active	8	0	2	-2	-20.00%	9	15	4				VP,SC	0	\$200.00
48739	JAKARTA CITRA	06/22/1988	Active	3	1	3	-2	-40.00%	5	14	0		2		S,M,VP,SC	2	
150373	Jakarta Eagle Faith	04/04/2022	Active	23	5	3	2	9.52%	16	2	0			N	0		\$110.00
Exc Award (06/30/2024)																	
27941	JAKARTA HOST	11/18/1969	Active	26	6	6	0	0.00%	23	7	0			N	0		\$3,000.00
Exc Award (06/30/2017, 06/30/2018, 06/30/20																	
106346	JAKARTA INDO PRIMA	08/28/2009	Active	27	0	0	0	0.00%	22		0			N	0		\$1,000.00
Exc Award (06/30/2016, 06/30/2017, 06/30/20																	
104540	JAKARTA INTAN PRIMA	02/14/2009	Active	26	5	2	3	13.04%	22	9	0			N	VP	0	\$1,000.00
Exc Award (06/30/2020, 06/30/2023)																	
99707	JAKARTA JAYAKARTA PRIMA	06/21/2007	Active	44	6	5	1	2.33%	36	4	0			N	P	0	\$1,000.00
Exc Award (06/30/2016, 06/30/2017, 06/30/20																	
27942	JAKARTA KEBAYORAN	09/17/1971	Active	23	1	4	-3	-11.54%	26	10	1			R	VP,SC	0	
Exc Award (06/30/2019, 06/30/2020, 06/30/20																	



## Club Health Assessment for District 307B1 through December 2024

Club Number	Club Name	Charter Date	Status	Membership							Reports					Finance	LCIF
				Current Member Count	YTD Members Added	YTD Members Dropped	YTD Net Growth	YTD Net Growth%	Member Count 12 Months Ago	Avg. length of service members	Months Since Last MMR ***	Yrs. Since Last Officer Report	President Rotation	Vice President Reported ****	Months Since Last Activity Report ***	Account Balance	Donations for current Fiscal Year
			Number of times on status quo within last two years	If below 15 members appears				If net loss is greater than 20% appears			If no report in 3 months appears	When more than one year appears in	Number of repeat terms	Notes the officers that do not have an active	If no report at 12 months appears in red		
49216	JAKARTA KIRANA	02/08/1989	Active	25	0	2	-2	-7.41%	25	4	0		2	N	M,VP	0	
	Exc Award (06/30/2017)																
149167	Jakarta Mandala Breeze	12/02/2021	Active	9	0	10	-10	-52.63%	21	2	1		2		T,M,VP,SC	0	
41575	JAKARTA MATAHARI	06/01/1982	Active	40	8	5	3	8.11%	37	8	0			N	SC	0	90+ Days
	Exc Award (06/30/2016, 06/30/2017, 06/30/20																
150810	Jakarta Menteng Raya 64	05/20/2022	Active	28	0	0	0	0.00%	23		6		2		M,VP	2	\$1,190.00
	Exc Award (06/30/2023)																
108897	JAKARTA MENTENG SEJATI	07/12/2010	Active	64	2	3	-1	-1.54%	79	8	0			N		0	
	Exc Award (06/30/2017, 06/30/2018, 06/30/20																
108894	JAKARTA MITRA ANYELIR	07/12/2010	Active	55	20	1	19	52.78%	34	33	0			N	VP,SC	0	\$10,620.00
	Exc Award (06/30/2017, 06/30/2018, 06/30/20																
108893	JAKARTA MITRA MANDALA	07/12/2010	Active	12	5	5	0	0.00%	27	10	0				M,VP,SC	0	
	Exc Award (06/30/2022)																
86107	JAKARTA MUTIARA CITRA	04/06/2005	Active	13	0	0	0	0.00%	13		6		6	R		7	
	Exc Award (06/30/2020)																
99708	JAKARTA MUTIARA PRIMA	06/21/2007	Active	54	2	7	-5	-8.47%	61	2	0		2	N		0	\$1,700.00
	Exc Award (06/30/2017, 06/30/2018, 06/30/20																
143227	Jakarta New Spirit	10/19/2020	Active	12	0	0	0	0.00%	20		6				M,VP	6	
	Exc Award (06/30/2023)																
37450	JAKARTA NUSANTARA	07/25/1979	Active	59	21	20	1	1.72%	49	0	2				VP	0	\$9,275.00
	Exc Award (06/30/2017, 06/30/2018, 06/30/20																
108938	JAKARTA PELITA SEJATI	08/03/2010	Cancelled(8*)	0	0	4	-4	-100.00%	4	10	1		None		P,S,T,M,VP SC	24+	90+ Days
	Exc Award (06/30/2016, 06/30/2017)																
104504	JAKARTA RUBY PRIMA	01/22/2009	Active	50	5	8	-3	-5.66%	58	4	0			R	P,VP	0	\$1,000.00
	Exc Award (06/30/2016, 06/30/2017, 06/30/20																
130120	Jakarta Selatan Centennial Wijayakusuma	02/15/2017	Active	24	0	0	0	0.00%	22		7			R		3	
	Exc Award (06/30/2018, 06/30/2019, 06/30/20																
128950	Jakarta Selatan Centennial Aurora	09/26/2016	Active	7	0	0	0	0.00%	7		4		9		T,VP,SC	24+	
	Exc Award (06/30/2017)																



# Club Health Assessment for District 307B1 through December 2024

			Status	Membership							Reports					Finance		LCIF
Club Number	Club Name	Charter Date		Current Member Count	YTD Members Added	YTD Members Dropped	YTD Net Growth	YTD Net Growth%	Member Count 12 Months Ago	Avg. length of service for dropped members	Months Since Last MMR ***	Yrs. Since Last Officer Report	President Rotation	Vice President Reported ****	Months Since Last Activity Report ***	Account Balance	Donations for current Fiscal Year	
			Number of times on status quo within last two years	If below 15 members appears					If net loss is greater than 20% appears		If no report in 3 months appears in	When more than one year appears in	Number of repeat terms	Notes the officers that do not have an active	If no report at 12 months appears in red			
134089	Jakarta Selatan Centennial Metteyya Diamond Exc Award (06/30/2022)	03/08/2018	Active	6	0	0	0	0.00%	10		7				VP,SC	5		
134299	Jakarta Selatan Centennial Pondok Indah Exc Award (06/30/2020, 06/30/2021, 06/30/2022)	04/12/2018	Active	38	19	3	16	72.73%	23	4	0			N		0		
125074	Jakarta Selatan Fun Age Matahari Exc Award (06/30/2017, 06/30/2018, 06/30/2020)	06/12/2015	Active	47	1	2	-1	-2.08%	62	5	0			N		0		\$250.00
141847	Jakarta Selatan Fun Urbana Exc Award (06/30/2021, 06/30/2022)	06/23/2020	Active	21	1	0	1	5.00%	26		2			N		0		\$300.00
137980	Jakarta Selatan Global Multimedia	04/15/2019	Active	6	5	24	-19	-76.00%	14	2	2				VP,SC	6		
124696	Jakarta Selatan La Rose de Cedef Exc Award (06/30/2017)	04/20/2015	Active	13	1	2	-1	-7.14%	11	3	0		3	R	M,VP,SC	0		
120092	Jakarta Selatan Menteng Spirit Exc Award (06/30/2017, 06/30/2018, 06/30/2020)	08/01/2013	Active	42	1	1	0	0.00%	45	2	2			R	T	0	90+ Days	\$500.00
123647	Jakarta Selatan Metteyya Exc Award (06/30/2016, 06/30/2018, 06/30/2020)	11/17/2014	Active	20	1	3	-2	-9.09%	22	8	0			R	SC	4		
128046	JAKARTA SELATAN METTEYYA MAHARDHIKA Exc Award (06/30/2017, 06/30/2018, 06/30/2020)	06/28/2016	Active	37	5	4	1	2.78%	35	4	0			N	SC	0		\$100.00
122289	Jakarta Selatan Mitra Permata Exc Award (06/30/2017, 06/30/2023)	05/21/2014	Active	9	0	3	-3	-25.00%	12	6	0		8	N	P,T,M,VP,SC	0		
144855	Jakarta Selatan Mobiliari Life	01/21/2021	Active	22	0	0	0	0.00%	22		9		5		VP,SC	24+		
118051	JAKARTA SELATAN ORCHID Exc Award (06/30/2017, 06/30/2018, 06/30/2020)	10/18/2012	Active	8	0	0	0	0.00%	5		6		2	R	M,VP,SC	0		\$350.00
118083	JAKARTA SELATAN PEONY Exc Award (06/30/2017, 06/30/2023)	10/30/2012	Active	6	0	0	0	0.00%	10		8		5		T,M,VP,SC	18		\$50.00
109820	JAKARTA SELATAN SENTRA BISNIS Exc Award (06/30/2017, 06/30/2018, 06/30/2020)	01/06/2011	Active	49	14	1	13	36.11%	39	0	0			N		0	90+ Days	\$1,780.00
125073	Jakarta Selatan Simba	06/09/2015	Active	6	0	0	0	0.00%	5		7		3	N		2		\$250.00



## Club Health Assessment for District 307B1 through December 2024

			Status	Membership							Reports					Finance		LCIF
Club Number	Club Name	Charter Date		Current Member Count	YTD Members Added	YTD Members Dropped	YTD Net Growth	YTD Net Growth%	Member Count 12 Months Ago	Avg. length of service for dropped members	Months Since Last MMR ***	Yrs. Since Last Officer Report	President Rotation	Vice President Reported ****	Months Since Last Activity Report ***	Account Balance	Donations for current Fiscal Year	
			Number of times on status quo within last two years	If below 15 members appears				If net loss is greater than 20% appears			If no report in 3 months appears in	When more than one year appears in	Number of repeat terms	Notes the officers that do not have an active	If no report at 12 months appears in red			
116350	JAKARTA SELATAN TULIP	03/23/2012	Active	63	1	0	1	1.61%	62		0			N	0		\$4,720.00	
Exc Award (06/30/2016, 06/30/2017, 06/30/2018)																		
122369	Jakarta Selatan Victoria	06/03/2014	Active	7	0	0	0	0.00%	7		13			IP	M,SC	16		
136267	Jakarta Selatan Victory Blossoms	08/17/2018	Active	33	2	3	-1	-2.94%	32	5	0			N	0		\$7,185.00	
Exc Award (06/30/2019, 06/30/2020, 06/30/2021)																		
141564	Jakarta Selatan Visions Harmony	06/04/2020	Active	13	0	1	-1	-7.14%	14	4	4		3	R	M	2		
47704	JAKARTA SHANTI SARI	09/04/1987	Active	26	8	8	0	0.00%	28	4	0		2	R		4		
Exc Award (06/30/2017, 06/30/2018)																		
63178	JAKARTA SHEKINAH	05/17/2000	Active	13	1	1	0	0.00%	16	2	0		7		VP,SC	2		
134949	Jakarta Timur Centennial Amber	05/31/2018	Active	33	9	15	-6	-15.38%	32	4	0		2	N	SC	6		
Exc Award (06/30/2019, 06/30/2024)																		
134538	Jakarta Timur Centennial Garnet	04/19/2018	Active	6	1	0	1	20.00%	2		0		3		VP	0		
Exc Award (06/30/2021)																		
137087	Jakarta Timur Diamond Happy	12/18/2018	Active	27	0	0	0	0.00%	27		6		2	R	P,M,VP,SC	0		
Exc Award (06/30/2019, 06/30/2023, 06/30/2024)																		
112068	JAKARTA TIMUR DYNASTY	08/22/2011	Active	7	0	0	0	0.00%	8		7		5		M,VP,SC	2		
Exc Award (06/30/2021)																		
119431	JAKARTA TIMUR EBONY	05/22/2013	Active	31	0	0	0	0.00%	28		8			R	VP	0	\$1,100.00	
Exc Award (06/30/2018, 06/30/2021, 06/30/2022)																		
125400	Jakarta Timur New Jade	07/16/2015	Active	37	9	15	-6	-13.95%	37	6	0			N	SC	0	\$2,400.00	
Exc Award (06/30/2020, 06/30/2021, 06/30/2022)																		
140995	Jakarta Timur Safir	03/12/2020	Active(2)	6	4	4	0	0.00%	6	5	4				T,M,VP,SC	1		
136259	Jakarta Timur Solitaire	08/15/2018	Active	11	4	0	4	57.14%	7		0		3		VP,SC	0		
108892	JAKARTA TOMANG SEJATI	07/12/2010	Active	18	2	0	2	12.50%	21		2				M,VP	5	90+ Days	
Exc Award (06/30/2017, 06/30/2019, 06/30/2020)																		
100338	JAKARTA VICTORY PRIMA	10/10/2007	Active	48	1	2	-1	-2.04%	53	13	2			N	0		\$6,400.00	
Exc Award (06/30/2017, 06/30/2018, 06/30/2019)																		






# Club Health Assessment for District 307B1 through December 2024

			Status		Membership						Reports					Finance		LCIF		
Club Number	Club Name	Charter Date			Current Member Count	YTD Members Added	YTD Members Dropped	YTD Net Growth	YTD Net Growth%	Member Count 12 Months Ago	Avg. length of service for dropped members	Months Since Last MMR ***	Yrs. Since Last Officer Report	President Rotation	Vice President Reported ****	Months Since Last Activity Report ***	Account Balance	Donations for current Fiscal Year		
			Number of times on status quo within last two years		If below 15 members appears				If net loss is greater than 20% appears			If no report in 3 months appears in	When more than one year appears in	Number of repeat terms		Notes the officers that do not have an active	If no report at 12 months appears in red			
121782	Pontianak Aneka	04/03/2014	Active		20	0	0	0	0.00%	20		8				M,VP,SC	0			
Exc Award (06/30/2018)																				
128237	Pontianak Centennial	07/13/2016	Active		30	9	1	8	36.36%	20	0	0			N	T	0			
Exc Award (06/30/2023, 06/30/2024)																				
107397	PONTIANAK EQUATOR BORNEO	02/14/2010	Active		43	1	3	-2	-4.44%	44	1	0			N	SC	2			
Exc Award (06/30/2017, 06/30/2018, 06/30/20)																				
61801	PONTIANAK HOST	04/21/1999	Active		41	4	2	2	5.13%	41	3	0			N	P,SC	0		\$1,100.00	
Exc Award (06/30/2017, 06/30/2018, 06/30/20)																				
126606	Pontianak Red Borneo	01/27/2016	Active		6	0	0	0	0.00%	8		6			N	VP	0			
Exc Award (06/30/2018)																				
146003	Tangerang Balakosa Happy	04/28/2021	Active		41	5	5	0	0.00%	40	4	0			N	SC	0			
Exc Award (06/30/2022, 06/30/2023, 06/30/20)																				
132134	Tangerang Centennial Sapphire Happy	07/11/2017	Active		13	0	0	0	0.00%	6		6		2	N		1		\$200.00	
Exc Award (06/30/2018, 06/30/2019, 06/30/20)																				
150998	Tangerang Chrystalle Jade	06/01/2022	Active		26	3	0	3	13.04%	19		0		4	N	M	0	90+ Days	\$120.00	
Exc Award (06/30/2023, 06/30/2024)																				
152624	Tangerang Green Jade	09/28/2022	Active		9	0	6	-6	-40.00%	16	2	1			N	T,VP	12			
120455	Tangerang Happy	10/03/2013	Active		72	13	8	5	7.46%	68	3	0			R		0	90+ Days	\$200.00	
Exc Award (06/30/2017, 06/30/2018, 06/30/20)																				
140533	Tangerang Jade Happy	12/19/2019	Active		20	0	7	-7	-25.93%	28	1	1			N		1		\$150.00	
Exc Award (06/30/2020, 06/30/2021, 06/30/20)																				
119210	TANGERANG SELATAN PURI SIWI	04/19/2013	Active		5	0	0	0	0.00%	6		4		3	N	M,SC	2			
141643	Tangerang Selatan Tanami	06/22/2020	Active		16	6	0	6	60.00%	7		0			N	T	0	90+ Days		
Current Total Clubs Count	YTD New Clubs Count	YTD Cancelled Clubs Count	YTD Net Club Gain	Current Total Members Count	YTD Add	YTD Drop	YTD Net Growth	YTD Net Growth %	Member Count 12 Months Ago	Average Member Count Per Club	% of Clubs with less than 20 members	% No MMR in 3 Months	% No Officer Report in 12 Months	% of Clubs with balance 90+ days	Number of Clubs in Status Quo	% Status Quo Clubs in Financial Suspension	Number of Cancelled Clubs	Average Cancelled Club Age	Members Lost Due to Cancellation	% of Clubs Cancelled for Non-Financial Reasons
94	5	2	3	2,262	355	275	80	3.67%	1,980	24	37%	35%	0%	7%	0	0%	2	8	28	0%





Club Health Assessment for District 307B1 through December 2024

			Status	Membership							Reports					Finance	LCIF
Club Number	Club Name	Charter Date		Current Member Count	YTD Members Added	YTD Members Dropped	YTD Net Growth	YTD Net Growth%	Member Count 12 Months Ago	Avg. length of service for dropped members	Months Since Last MMR ***	Yrs. Since Last Officer Report	President Rotation	Vice President Reported ****	Months Since Last Activity Report ***	Account Balance	Donations for current Fiscal Year
			Number of times on status quo within last two years	If below 15 members appears				If net loss is greater than 20% appears			If no report in 3 months appears in	When more than one year appears in	Number of repeat terms	Notes the officers that do not have an active	If no report at 12 months appears in red		



## Club Health Assessment for District 307B2 through December 2024

Club Number	Club Name	Charter Date	Status	Membership							Reports					Finance	LCIF
				Current Member Count	YTD Members Added	YTD Members Dropped	YTD Net Growth	YTD Net Growth%	Member Count 12 Months Ago	Avg. length of service for dropped members	Months Since Last MMR ***	Yrs. Since Last Officer Report	President Rotation	Vice President Reported ****	Months Since Last Activity Report ***	Account Balance	Donations for current Fiscal Year
			Number of times on status quo within last two years	If below 15 members appears				If net loss is greater than 20% appears			If no report in 3 months appears	When more than one year appears in	Number of repeat terms	Notes the officers that do not have an active	If no report at 12 months red		
<b>Clubs less than two years old</b>																	
153802	Bandung All Stars	03/07/2023	Active(1)	66	5	2	3	4.76%	54	1	0			N T	0		\$670.00
	Exc Award (06/30/2024)																
156537	Bandung Glory	01/30/2024	Active	5	0	15	-15	-75.00%	0	1	0			T,M,VP,SC	4		
156454	Bandung Harapan Teguh	10/25/2023	Active	10	0	10	-10	-50.00%	19	1	0		2	S,M,VP,SC	0		
157151	Bangkalan M3	02/01/2024	Active	20	0	0	0	0.00%	0		6		2	VP,SC	1		
179723	Bulukumba Pinisi	11/21/2024	Newly Chartered	20	20	0	20	100.00%	0		1			S,T,M,VP,SC	N/A		
156105	Klaten Vocalista Angels	10/05/2023	Active	21	0	0	0	0.00%	21		9		2	R	4		
155924	Lombok Mandalika	10/03/2023	Active(1)	15	0	0	0	0.00%	20		7		None	P,S,T,M,VP SC	7		
157207	Lombok Mandalika Harapan	02/02/2024	Active	12	0	13	-13	-52.00%	0	1	0		2	R SC	11		
156247	Luwuk Babasal	10/25/2023	Active	20	0	0	0	0.00%	20		14	1	None	P,S,T,M,VP SC	N/R		
156027	Magelang Arga Mulya	10/10/2023	Active	22	0	0	0	0.00%	22		15	1	None	P,S,T,M,VP SC	N/A		
179676	Makassar City	11/15/2024	Newly Chartered	20	20	0	20	100.00%	0		1			N SC	N/A		
179505	Makassar Elite	11/11/2024	Newly Chartered	20	20	0	20	100.00%	0		1			M,VP,SC	N/R		
157133	Makassar Grow	01/24/2024	Active	22	5	19	-14	-38.89%	0	1	0		2	VP,SC	1		
179717	Makassar Happy	11/19/2024	Newly Chartered	20	20	0	20	100.00%	0		1			VP,SC	N/R		
172048	Makassar Jeneberang	06/18/2024	Active	10	1	11	-10	-50.00%	0	1	0		2	VP,SC	0		
155419	Makassar Melody	08/03/2023	Active	23	0	0	0	0.00%	23		17	1	None	P,S,T,M,VP SC	N/R		
155173	Makassar Merdeka	07/12/2023	Active	14	0	6	-6	-30.00%	20	1	0		2	R T,M,VP,SC	8		
155269	Makassar Metta	07/24/2023	Active	20	0	0	0	0.00%	20		5		2	VP,SC	0		
157134	Makassar Millennial	01/29/2024	Active	21	0	0	0	0.00%	0		11		None	P,S,T,M,VP SC	N/A		
156990	Makassar Network	01/08/2024	Active	23	0	0	0	0.00%	0		7		None	P,S,T,M,VP SC	N/A		
179703	Makassar Niscala	11/18/2024	Newly Chartered	20	20	0	20	100.00%	0		0			VP,SC	N/A		



## Club Health Assessment for District 307B2 through December 2024

			Status	Membership							Reports					Finance	LCIF		
Club Number	Club Name	Charter Date		Current Member Count	YTD Members Added	YTD Members Dropped	YTD Net Growth	YTD Net Growth%	Member Count 12 Months Ago	Avg. length of service for dropped members	Months Since Last MMR ***	Yrs. Since Last Officer Report	President Rotation	Vice President Reported ****	Months Since Last Activity Report ***	Account Balance	Donations for current Fiscal Year		
			Number of times on status quo within last two years	If below 15 members appears				If net loss is greater than 20% appears			If no report in 3 months appears in	When more than one year appears in	Number of repeat terms	Notes the officers that do not have an active	If no report at 12 months red				
179443	Makassar Pinisi	11/05/2024	Newly Chartered	22	22	0	22	100.00%	0		1			N	M,SC	N/A	90+ Days	\$300.00	
155303	Makassar Samalona	07/31/2023	Active(1)	20	0	0	0	0.00%	20		17	1	None	P,S,T,M,VP SC	N/A				
157495	Makassar Sunshine	02/21/2024	Active	14	0	0	0	0.00%	0		0		2	VP,SC	N/R				
157227	Malang Puncak Tidar Ma Chung	01/31/2024	Active	21	0	0	0	0.00%	0		5		2	M,VP,SC	N/A				
155420	Manado Maleosan	08/03/2023	Active(1)	16	0	0	0	0.00%	18		9	1	None	P,S,T,M,VP SC	N/A				
157389	Palu Millennial	02/14/2024	Active	24	2	2	0	0.00%	0	1	1		2	T,M,VP,SC	1				
179673	Palu Mutiara	11/14/2024	Newly Chartered	20	20	0	20	100.00%	0		0			M,VP,SC	N/A				
156456	Pamekasan Little Star	11/28/2023	Active	23	0	0	0	0.00%	23		8		2	VP,SC	8				
156414	Pare - Pare Sunrise	10/25/2023	Active	6	0	14	-14	-70.00%	20	1	0		2	S,T,M,VP,SC	N/A				
179722	Parepare Bersatu	11/20/2024	Newly Chartered	20	20	0	20	100.00%	0		1			N	T,VP,SC	N/A			
156028	Semarang Satu	10/25/2023	Active	21	0	0	0	0.00%	20		9		2	M,VP,SC	7				
155201	Sidoarjo Grand	07/14/2023	Active	3	0	2	-2	-40.00%	5	1	4		2	T,VP,SC	N/A				
155200	Solo Meraki	07/14/2023	Active	14	2	11	-9	-39.13%	12	1	0		2	T,M,VP,SC	0				
155358	Solo Raya	07/31/2023	P- Active	0	0	20	-20	-100.00%	20	3	2		None	P,S,T,M,VP SC	2				
155198	Surabaya Mercy	07/14/2023	Active	25	3	0	3	13.64%	21		1			IP	M	1			
155197	Surabaya Merr S3B	07/20/2023	Active	18	0	9	-9	-33.33%	24	1	1		2	M,VP,SC	1				
154271	Surabaya Oase	05/05/2023	Active	25	1	0	1	4.17%	23		2		2	N	SC	0			
Exc Award (06/30/2024)																			
172047	Surabaya Optimis Yess	06/16/2024	Active	23	0	0	0	0.00%	0		6		2	VP	N/R				
155442	Surabaya Senorita	08/10/2023	Active(1)	24	0	0	0	0.00%	24		5			VP,SC	2				
179720	Surabaya Sevaka	11/20/2024	Newly Chartered	25	25	0	25	100.00%	0		1			N	SC	N/A			
157194	Surabaya Support Center	02/01/2024	Active	20	0	0	0	0.00%	0		9			VP,SC	6				
179438	Surabaya Wijaya	11/07/2024	Newly Chartered	22	22	0	22	100.00%	0		1			VP,SC	N/A				



## Club Health Assessment for District 307B2 through December 2024

			Status	Membership							Reports					Finance		LCIF
Club Number	Club Name	Charter Date		Current Member Count	YTD Members Added	YTD Members Dropped	YTD Net Growth	YTD Net Growth%	Member Count 12 Months Ago	Avg. length of service for dropped members	Months Since Last MMR ***	Yrs. Since Last Officer Report	President Rotation	Vice President Reported ****	Months Since Last Activity Report ***	Account Balance	Donations for current Fiscal Year	
			Number of times on status quo within last two years	If below 15 members appears				If net loss is greater than 20% appears			If no report in 3 months appears in	When more than one year appears in	Number of repeat terms	Notes the officers that do not have an active	If no report at 12 months appears in red			
153438	Surabaya Winner	01/11/2023	Active	4	2	4	-2	-33.33%	7	4	0			T,M,VP	13			
153605	Yogyakarta Jagadhita	02/13/2023	Active	15	0	3	-3	-16.67%	18	1	4			N	T,M,SC	0	90+ Days	
155557	Yogyakarta Kencana Mataram	08/24/2023	Active(1)	14	6	14	-8	-36.36%	21	1	0				S,M,VP,SC	0	90+ Days	
155352	Yogyakarta Tugu Handayani	08/24/2023	Active(1)	12	0	20	-20	-62.50%	20	1	4		2		S,M,VP	4		
Clubs more than two years old																		
65461	BALI SURYA HOST	06/03/2002	Active	33	9	0	9	37.50%	24		2				VP,SC	2	\$50.00	
Exc Award (06/30/2024)																		
143983	Bandung Candra Kirana	12/15/2020	Active	40	3	3	0	0.00%	36	3	0			N		0	90+ Days	
Exc Award (06/30/2022, 06/30/2023, 06/30/2024)																		
137893	Bandung Cemerlang	04/05/2019	Active	7	0	1	-1	-12.50%	8	5	5		5		VP	5		
54365	BANDUNG CERIA	04/19/1993	Active	98	1	11	-10	-9.26%	105	5	0			N	SC	3	\$1,000.00	
Exc Award (06/30/2017, 06/30/2018, 06/30/2019)																		
138329	Bandung Go Green	05/28/2019	Active	23	0	11	-11	-32.35%	33	2	0			N		1		
Exc Award (06/30/2021, 06/30/2022, 06/30/2023)																		
126958	Bandung Kuwera Lestari	02/29/2016	Active	6	0	0	0	0.00%	6		6		10		VP,SC	15		
48219	BANDUNG LESTARI	03/02/1988	Active	75	6	2	4	5.63%	70	12	0			N		0		
Exc Award (06/30/2018, 06/30/2019, 06/30/2020)																		
88814	BANDUNG LIBERTY	06/29/2005	Active	127	0	0	0	0.00%	114		4		2	N	M	2		
Exc Award (06/30/2016, 06/30/2017, 06/30/2018)																		
54856	BANDUNG MERDEKA	09/07/1993	Active	102	3	7	-4	-3.77%	108	18	0			N		1		
Exc Award (06/30/2020, 06/30/2022, 06/30/2023)																		
149918	Bandung Picasso	02/22/2022	Active	10	0	0	0	0.00%	10		6		2	IP		7		
32634	BANDUNG RAYA	07/30/1976	Active	30	0	5	-5	-14.29%	24	1	1		2	R	SC	0	\$1,000.00	
Exc Award (06/30/2017, 06/30/2018, 06/30/2019)																		
36758	BANDUNG SANGKURIANG	03/12/1979	Active	40	3	1	2	5.26%	33	1	0		2	R	T,M	0	\$1,000.00	
Exc Award (06/30/2017, 06/30/2018, 06/30/2019)																		
59848	BANDUNG SEJAHTERA	06/13/1997	Active	43	0	15	-15	-25.86%	54	4	0			N		0		
Exc Award (06/30/2018, 06/30/2019, 06/30/2020)																		



## Club Health Assessment for District 307B2 through December 2024

			Status	Membership							Reports					Finance		LCIF
Club Number	Club Name	Charter Date		Current Member Count	YTD Members Added	YTD Members Dropped	YTD Net Growth	YTD Net Growth%	Member Count 12 Months Ago	Avg. length of service for dropped members	Months Since Last MMR ***	Yrs. Since Last Officer Report	President Rotation	Vice President Reported ****	Months Since Last Activity Report ***	Account Balance	Donations for current Fiscal Year	
			Number of times on status quo within last two years	If below 15 members appears				If net loss is greater than 20% appears			If no report in 3 months appears in	When more than one year appears in	Number of repeat terms	Notes the officers that do not have an active	If no report at 12 months red			
133336	Bandung Tohaga	12/07/2017	Active	26	1	6	-5	-16.13%	28	4	1			N	T,VP	0	90+ Days	
	Exc Award (06/30/2022, 06/30/2024)																	
126561	Bandung Tunas Lestari	01/21/2016	Active	8	0	0	0	0.00%	8		9		4	N	SC	9		
	Exc Award (06/30/2017, 06/30/2018)																	
145948	Cirebon Cakrabuana	04/21/2021	Active	17	0	0	0	0.00%	16		4			R	SC	3		
148780	Jember Argopuro	10/27/2021	Active	14	0	6	-6	-30.00%	17	1	1			N	T,SC	0		
	Exc Award (06/30/2024)																	
140109	Kediri Jayabaya	11/07/2019	Cancelled(8*)	0	0	10	-10	-100.00%	11	4	0		None		P,S,T,M,VP SC	13	90+ Days	
124781	Kediri Kilisuci	05/05/2015	Active	39	0	0	0	0.00%	38		6			R		1		
	Exc Award (06/30/2017, 06/30/2018, 06/30/2020)																	
133300	Kendari Anoa	12/06/2017	Status Quo(1)	2	0	0	0	0.00%	2		10		3		M,VP,SC	14	90+ Days	
136421	Klaten Seruni Host	09/13/2018	Active	13	0	0	0	0.00%	15		6		2		VP,SC	12		
88480	KUPANG KOMODO	05/31/2005	Active(1)	5	0	0	0	0.00%	6		6		5		T,M,VP,SC	22	90+ Days	
119304	KUPANG PASOLA	05/07/2013	Status Quo(1)	5	0	0	0	0.00%	5		6		2		VP,SC	15	90+ Days	
97277	MADIUN HOST	06/08/2006	Active	3	0	0	0	0.00%	3		18		5		M,VP,SC	24		
140010	Magelang Borobudur Host	10/16/2019	Active	25	5	2	3	13.64%	24	3	0			R		3	90+ Days	
	Exc Award (06/30/2023)																	
142783	Magelang Taruna	08/28/2020	Active(1)	13	0	0	0	0.00%	13		6				T,M,VP	5		
106519	MAKASAR MAMMIRI	08/31/2009	Active	41	5	7	-2	-4.65%	42	9	0			R	M,SC	0	90+ Days	\$420.00
	Exc Award (06/30/2016, 06/30/2017, 06/30/2020)																	
148845	Makassar Akkarena	11/10/2021	Active	10	0	0	0	0.00%	10		18	1	None		P,S,T,M,VP SC	N/R	90+ Days	
142719	Makassar FOS	08/25/2020	Active	25	2	2	0	0.00%	23	2	0			N		1		\$300.00
	Exc Award (06/30/2024)																	
54922	MAKASSAR HOST	10/07/1993	Active	60	4	10	-6	-9.09%	70	6	0			N	VP	0	90+ Days	\$50.00
	Exc Award (06/30/2016, 06/30/2023, 06/30/2020)																	
144400	Makassar Losari	12/28/2020	Active	20	0	0	0	0.00%	23		7		2	R	P,SC	1		\$50.00
129162	Makassar Philanthropist	10/13/2016	Active	12	4	1	3	33.33%	12	8	0		2	N		1	90+ Days	
	Exc Award (06/30/2019, 06/30/2020, 06/30/2020)																	



# Club Health Assessment for District 307B2 through December 2024

			Status	Membership							Reports					Finance		LCIF
Club Number	Club Name	Charter Date		Current Member Count	YTD Members Added	YTD Members Dropped	YTD Net Growth	YTD Net Growth%	Member Count 12 Months Ago	Avg. length of service for dropped members	Months Since Last MMR ***	Yrs. Since Last Officer Report	President Rotation	Vice President Reported ****	Months Since Last Activity Report ***	Account Balance	Donations for current Fiscal Year	
			Number of times on status quo within last two years	If below 15 members appears				If net loss is greater than 20% appears			If no report in 3 months appears in	When more than one year appears in	Number of repeat terms	Notes the officers that do not have an active	If no report at 12 months appears in red			
131276	Makassar Rajawali	06/08/2017	Active	24	0	0	0	0.00%	25		4		2	M,VP,SC	2		\$50.00	
	Exc Award (06/30/2022)																	
128479	Makassar Satu	08/09/2016	Active	57	2	2	0	0.00%	55	4	0			N	M,VP	1	\$300.00	
	Exc Award (06/30/2018, 06/30/2023, 06/30/2024)																	
151841	Makassar Sipakatau	07/26/2022	Status Quo(2)	29	0	0	0	0.00%	29		4	1	None	P,S,T,M,VP SC	6	90+ Days		
108071	MAKASSAR UNITED	04/14/2010	Active	65	0	11	-11	-14.47%	62	3	0			N		0	\$100.00	
	Exc Award (06/30/2017, 06/30/2018, 06/30/2019)																	
152112	Malang Amazing	08/11/2022	Active	65	1	7	-6	-8.45%	53	2	0			N	SC	0		
	Exc Award (06/30/2024)																	
62354	MALANG BRAWIJAYA	09/13/1999	Active	40	4	1	3	8.11%	32	8	1				VP,SC	0		
	Exc Award (06/30/2016, 06/30/2017, 06/30/2018)																	
42867	MALANG INDAH	06/03/1983	Active	62	0	8	-8	-11.43%	83	2	0			N	P,M,VP	0	90+ Days	
	Exc Award (06/30/2023)																\$1,000.00	
144991	Malang Permata Ma Chung	02/08/2021	Active	24	0	0	0	0.00%	22		6		2	VP	N/A	90+ Days		
152558	Manado Basudara	09/02/2022	Active(1)	5	0	0	0	0.00%	5		11	1	None	P,S,T,M,VP SC	24+			
132806	Manado Bunaken	10/13/2017	Active	8	0	0	0	0.00%	8		18	1	None	P,S,T,M,VP SC	18			
138477	Manokwari Mansinam	06/07/2019	Active(1)	10	0	0	0	0.00%	10		6		7	T,VP,SC	14			
120703	Mojokerto Majapahit Host	11/10/2013	Active	13	0	0	0	0.00%	8		6		2	N	M,SC	12		
146392	Palu Ebony	06/01/2021	Active	5	1	2	-1	-16.67%	6	4	1				M,VP,SC	N/R		
117936	PALU MALEO	10/03/2012	Active	53	3	1	2	3.92%	48	5	1			N	T,M,SC	10	\$100.00	
	Exc Award (06/30/2018, 06/30/2021, 06/30/2022)																	
43043	SEMARANG TUGU MUDA	09/28/1983	Status Quo(2)	15	0	0	0	0.00%	15		17		3	M,VP,SC	24+	90+ Days		
150572	Situbondo Rengganis	05/16/2022	Active	7	0	3	-3	-30.00%	8	2	0		3	T,M,VP,SC	3			
51367	SOLO BENGAWAN	02/28/1991	Active	103	6	6	0	0.00%	95	9	0			N		1		
	Exc Award (06/30/2016, 06/30/2017, 06/30/2018)																	
125987	Solo Mustika	10/19/2015	Active	74	4	3	1	1.37%	58	1	0			N		0	90+ Days	
	Exc Award (06/30/2017, 06/30/2018, 06/30/2019)																	
124407	Solo Putri	03/13/2015	Active	14	0	0	0	0.00%	10		6				VP,SC	5		




## Club Health Assessment for District 307B2 through December 2024

			Status	Membership						Reports					Finance		LCIF
Club Number	Club Name	Charter Date		Current Member Count	YTD Members Added	YTD Members Dropped	YTD Net Growth	YTD Net Growth%	Member Count 12 Months Ago	Avg. length of service for dropped members	Months Since Last MMR ***	Yrs. Since Last Officer Report	President Rotation	Vice President Reported ****	Months Since Last Activity Report ***	Account Balance	Donations for current Fiscal Year
			Number of times on status quo within last two years	If below 15 members appears				If net loss is greater than 20% appears			If no report in 3 months appears in	When more than one year appears in	Number of repeat terms	Notes the officers that do not have an active	If no report at 12 months appears in red		
152411	Sungguminasa Ewako	08/30/2022	Status Quo(1)	15	0	0	0	0.00%	15		6		3	R S,SC	0	90+ Days	
128875	Surabaya Diamond	09/09/2016		Active	47	4	0	4	9.30%	46	2			VP	0		
Exc Award (06/30/2017, 06/30/2018, 06/30/20																	
148897	Surabaya Blessing	11/10/2021	Active	8	0	0	0	0.00%	7		7		4	N	0	90+ Days	
151833	Surabaya Brotherhood	07/21/2022	Active	11	7	15	-8	-42.11%	14	1	0			N SC	1	90+ Days	
82646	SURABAYA CENTRAL	06/23/2004	Active	26	0	0	0	0.00%	30		3			N	3		
Exc Award (06/30/2016, 06/30/2017, 06/30/20																	
140957	Surabaya Country	02/26/2020	Active	28	8	12	-4	-12.50%	24	2	0		2	N	1	90+ Days	
Exc Award (06/30/2022, 06/30/2023, 06/30/20																	
111324	SURABAYA EDELWEISS	06/10/2011	Active	70	1	13	-12	-14.63%	72	9	0		15	R S,T,M,VP,SC	0		
Exc Award (06/30/2016, 06/30/2017, 06/30/20																	
137968	Surabaya Grand	04/15/2019	Active	26	0	3	-3	-10.34%	22	2	3		2	N S,SC	3		\$650.00
Exc Award (06/30/2023, 06/30/2024)																	
146258	Surabaya Intan	05/19/2021	Active	22	0	0	0	0.00%	20		6			N	2		
Exc Award (06/30/2024)																	
48275	SURABAYA KENCANA	03/15/1988	Active	25	3	2	1	4.17%	18	5	0		2	R T,VP,SC	3		
Exc Award (06/30/2018, 06/30/2020, 06/30/20																	
84921	SURABAYA KHARISMA	02/28/2005	Active	16	0	0	0	0.00%	13		5		4	VP	4		
Exc Award (06/30/2016, 06/30/2024)																	
61401	SURABAYA MAHARDHIKA	01/06/1999	Active	30	2	1	1	3.45%	23	15	0			N	0		\$3,000.00
Exc Award (06/30/2018, 06/30/2024)																	
141722	Surabaya Millennium	06/19/2020	Cancelled(8*)	0	0	13	-13	-100.00%	13	5	0		None	P,S,T,M,VP SC	24+		
Exc Award (06/30/2021, 06/30/2022)																	
143778	Surabaya Mutiara	12/01/2020	Active	28	0	0	0	0.00%	26		6			VP	2	90+ Days	
Exc Award (06/30/2022, 06/30/2024)																	
62905	SURABAYA NIRWANA	03/14/2000	Active	30	0	0	0	0.00%	28		5		2	R	9		
Exc Award (06/30/2018, 06/30/2019, 06/30/20																	
148291	Surabaya Onesiphorus	09/21/2021	Active	23	0	0	0	0.00%	21		7			VP,SC	2		
Exc Award (06/30/2022, 06/30/2023)																	



## Club Health Assessment for District 307B2 through December 2024

			Status	Membership							Reports					Finance		LCIF
Club Number	Club Name	Charter Date		Current Member Count	YTD Members Added	YTD Members Dropped	YTD Net Growth	YTD Net Growth%	Member Count 12 Months Ago	Avg. length of service for dropped members	Months Since Last MMR ***	Yrs. Since Last Officer Report	President Rotation	Vice President Reported ****	Months Since Last Activity Report ***	Account Balance	Donations for current Fiscal Year	
			Number of times on status quo within last two years	If below 15 members appears				If net loss is greater than 20% appears			If no report in 3 months appears in	When more than one year appears in	Number of repeat terms	Notes the officers that do not have an active	If no report at 12 months appears in red			
61198	SURABAYA PADMA	10/22/1998	Active	26	1	28	-27	-50.94%	52	4	0		4	R SC	1	90+ Days		
	Exc Award (06/30/2016, 06/30/2017, 06/30/2018)																	
39574	SURABAYA PAHLAWAN	03/19/1981	Active	15	0	0	0	0.00%	12		9			T,M,VP,SC	1			
	Exc Award (06/30/2016)																	
39456	SURABAYA PATRIA	02/20/1981	Active	85	7	0	7	8.97%	83		0		N	M	1	90+ Days	\$9,000.00	
	Exc Award (06/30/2017, 06/30/2018, 06/30/2019)																	
150575	Surabaya Patria Youth	04/22/2022	Active	16	1	5	-4	-20.00%	31	3	0		R	M,SC	5			
150637	Surabaya Pelangi	05/02/2022	Active	22	6	0	6	37.50%	16		2		N	M	2			
55023	SURABAYA PELITA	11/03/1993	Active	22	0	1	-1	-4.35%	20	0	1		2	VP	0			
	Exc Award (06/30/2018, 06/30/2020, 06/30/2021)																	
55030	SURABAYA PERTIWI	11/04/1993	Active	11	0	0	0	0.00%	11		9		3	M,VP,SC	0			
	Exc Award (06/30/2016, 06/30/2018, 06/30/2019)																	
129827	Surabaya Sejahtera	01/31/2017	Active	8	1	3	-2	-20.00%	9	8	1		3	N	0			
	Exc Award (06/30/2023)																	
120462	Surabaya Shining	10/10/2013	Active	233	13	30	-17	-6.80%	236	5	0		2	N T	0	90+ Days	\$9,590.00	
	Exc Award (06/30/2016, 06/30/2020, 06/30/2021)																	
53131	SURABAYA SRIKANDI	05/21/1992	Active	80	2	2	0	0.00%	68	7	0		N		0		\$2,000.00	
	Exc Award (06/30/2016, 06/30/2018, 06/30/2019)																	
151846	Surabaya Starlight	07/21/2022	Active(1)	10	0	12	-12	-54.55%	14	4	0		2	VP	2		\$10.00	
	Exc Award (06/30/2024)																	
133268	Surabaya Stellar	11/28/2017	Active	38	0	3	-3	-7.32%	35	2	4		N	SC	4			
	Exc Award (06/30/2024)																	
42106	SURABAYA SURYA	12/17/1982	Active	26	5	2	3	13.04%	18	2	0		4	N T,M,SC	1			
	Exc Award (06/30/2018, 06/30/2020, 06/30/2021)																	
78718	SURABAYA VICTORIA	04/14/2004	Active	66	9	5	4	6.45%	44	7	0		N		0	90+ Days		
	Exc Award (06/30/2018, 06/30/2020, 06/30/2021)																	
142435	Temanggung Sindoro	08/03/2020	Active	21	0	0	0	0.00%	24		6		2	R SC	1			
116091	TUBAN RONGGOLawe	02/15/2012	Active	18	0	3	-3	-14.29%	20	2	4		3	R T,M,VP,SC	5			
	Exc Award (06/30/2023, 06/30/2024)																	





## Club Health Assessment for District 307B2 through December 2024

			Status	Membership							Reports					Finance	LCIF
Club Number	Club Name	Charter Date		Current Member Count	YTD Members Added	YTD Members Dropped	YTD Net Growth	YTD Net Growth%	Member Count 12 Months Ago	Avg. length of service for dropped members	Months Since Last MMR ***	Yrs. Since Last Officer Report	President Rotation	Vice President Reported ****	Months Since Last Activity Report ***	Account Balance	Donations for current Fiscal Year
			Number of times on status quo within last two years	If below 15 members appears				If net loss is greater than 20% appears			If no report in 3 months appears in	When more than one year appears in	Number of repeat terms	Notes the officers that do not have an active	If no report at 12 months appears in red		
107798	WONOSOBO DIENG	03/12/2010	Active	12	0	0	0	0.00%	16		4		None	P,T,M,VP,SC	14		
	Exc Award (06/30/2017, 06/30/2020)																
152874	Yogyakarta Bhumi Mataram	11/02/2022	Cancelled(8*)	0	0	9	-9	-100.00%	17	2	1			M,VP,SC	10	90+ Days	
130424	Yogyakarta Centennial	03/28/2017	Active	10	0	7	-7	-41.18%	17	3	1		N	P,VP	1	90+ Days	
	Exc Award (06/30/2023)																
150896	Yogyakarta Dewangga Mataram	05/25/2022	Status Quo(1)	20	1	2	-1	-4.76%	15	2	2			VP	0	90+ Days	
	Exc Award (06/30/2024)																
144993	Yogyakarta Hadiningrat	02/01/2021	Status Quo(2)	4	0	0	0	0.00%	4		9	1	None	P,S,T,M,VP SC	14	90+ Days	
127065	Yogyakarta Manggala Mataram	03/16/2016	Active	48	2	2	0	0.00%	54	4	0		R	VP	1	90+ Days	\$1,000.00
	Exc Award (06/30/2017, 06/30/2018, 06/30/2020)																
53919	YOGYAKARTA PUSPITA MATARAM	12/28/1992	Active	84	7	3	4	5.00%	74	4	0		N	M	0	90+ Days	
	Exc Award (06/30/2016, 06/30/2018, 06/30/2020)																
144340	Yogyakarta Sandyakala	12/29/2020	Active	12	1	13	-12	-50.00%	24	1	0		N	M,VP,SC	1	90+ Days	
	Exc Award (06/30/2023, 06/30/2024)																
120894	Yogyakarta Sekar Kedhaton	12/11/2013	Active	17	1	5	-4	-19.05%	21	8	0			P,T,M,VP,SC	0		
	Exc Award (06/30/2017)																
148923	Yogyakarta Srimanganti	11/12/2021	Active	9	1	1	0	0.00%	9	3	2			VP	2		
140002	Yogyakarta Tugu Mataram	10/16/2019	Active	28	6	12	-6	-17.65%	33	3	2		N	SC	2	90+ Days	
	Exc Award (06/30/2023)																
153169	Yogyakarta Tugu Mustika Mataram	12/16/2022	Active	24	5	3	2	9.09%	21	1	0		2	T,M,VP,SC	0		
	Exc Award (06/30/2024)																

Clubs Cancelled Previous Fiscal Year – Clubs Cancelled within last 12 months may be reinstated

Club Number	Club Name	Charter Date	Current Status*	Cancellation Date
134372	Jayapura Port Numbay	04/13/2018	Cancelled(8*)	07/29/2023
150851	Semarang SeMarak	05/19/2022	Cancelled(8*)	08/29/2023
132612	Yogyakarta Malioboro Centennial	09/19/2017	Cancelled(8*)	12/29/2023



## Club Health Assessment for District 307B2 through December 2024

Club Number				Club Name				Charter Date				Status										Membership										Reports										Finance		LCIF							
												Current Member Count		YTD Members Added		YTD Members Dropped		YTD Net Growth		YTD Net Growth%		Member Count 12 Months Ago		Avg. length of service for dropped members		Months Since Last MMR ***		Yrs. Since Last Officer Report		President Rotation		Vice President Reported ****		Months Since Last Activity Report ***		Account Balance		Donations for current Fiscal Year													
												Number of times on status quo within last two years				If below 15 members appears								If net loss is greater than 20% appears				If no report in 3 months appears in				When more than one year appears in				Number of repeat terms				Notes the officers that do not have an active				If no report at 12 months appears in red							

\* - P - Priority Club. Cancellation Reasons: 1-Objectives/conduct, 2-Non-active club, 5-Non-existing club, 6-Disbanding, 7-Merger, 8-Financial Suspension, 9-District/Multiple District Dues.

\*\* - Abbreviation: P-President, S-Secretary, T-Treasurer, M-Member Chairperson, VP-First Vice President, MC-Communications Chairperson, SC-Service Chairperson

\*\*\* - Abbreviation: N/R - Never reported using the Lions Clubs website, N/A - Not applicable, No password registered for the Lions Clubs website.

\*\*\*\* - Abbreviation: N - New, IP - Immediate Past, R - Repeat.



# Club Health Assessment for Ident 5807 - TAHITI - UND through December 2024

Club NumberClub NameCharter Date			Status	Membership							Reports					Finance		LCIF			
				Current Member Count	YTD Members Added	YTD Members Dropped	YTD Net Growth	YTD Net Growth%	Member Count 12 Months Ago	Avg. length of service for dropped members	Months Since Last MMR ***	Yrs. Since Last Officer Report	President Rotation	Vice President Reported ****	Months Since Last Activity Report ***	Account Balance	Donations for current Fiscal Year				
			Number of times on status quo within last two years	If below 15 members appears			If net loss is greater than 20% appears			If no report in 3 months appears in			When more than one year appears in	Number of repeat terms	Notes the officers that do not have an active			If no report at 12 months appears in red			
Clubs more than two years old																					
27949 PAPEETE03/18/1960			Active	22	0	0	0	0.00%	22				0		2	M,VP,SC			24+		
Current Total Clubs Count	YTD New Clubs Count	YTD Cancelled Clubs Count	YTD Net Club Gain	Current Total Members Count	YTD Add	YTD Drop	YTD Net Growth	YTD Net Growth %	Member Count 12 Months Ago	Average Member Count Per Club	% of Clubs with less than 20 members	% No MMR in 3 Months	% No Officer Report in 12 Months	% of Clubs with balance 90+ days	Number of Clubs in Status Quo	% Status Quo Clubs in Financial Suspension	Number of Cancelled Clubs	Average Cancelled Club Age	Members Lost Due to Cancellation	% of Clubs Cancelled for Non-Financial Reasons	
1	0	0	0	22	0	0	0	0.00%	22	22	0%	0%	0%	0%	0	0%	0	0	0	0%	

\* - P - Priority Club. Cancellation Reasons: 1-Objectives/conduct, 2-Non-active club, 5-Non-existing club, 6-Disbanding, 7-Merger, 8-Financial Suspension, 9-District/Multiple District Dues.

\*\* - Abbreviation: P-President, S-Secretary, T-Treasurer, M-Member Chairperson, VP-First Vice President, MC-Communications Chairperson, SC-Service Chairperson

\*\*\* - Abbreviation: N/R - Never reported using the Lions Clubs website, N/A - Not applicable, No password registered for the Lions Clubs website.

\*\*\*\* - Abbreviation: N - New, IP - Immediate Past, R - Repeat.



# Club Health Assessment for Ident 5895 - NEW CALEDONIA - UND through December 2024

			Status	Membership							Reports					Finance		LCIF
Club Number	Club Name	Charter Date		Current Member Count	YTD Members Added	YTD Members Dropped	YTD Net Growth	YTD Net Growth%	Member Count 12 Months Ago	Avg. length of service for dropped members	Months Since Last MMR ***	Yrs. Since Last Officer Report	President Rotation	Vice President Reported ****	Months Since Last Activity Report ***	Account Balance	Donations for current Fiscal Year	
			Number of times on status quo within last two years	If below 15 members appears				If net loss is greater than 20% appears			If no report in 3 months appears in	When more than one year appears in	Number of repeat terms		Notes the officers that do not have an active	If no report at 12 months appears in red		
Clubs more than two years old																		
54276	BOURAIL LES ORCHIDEES	03/25/1993	Active	15	1	0	1	7.14%	14		1			N	0		\$310.00	
54441	KONE	05/10/1993	Active	5	0	0	0	0.00%	5		1		4	M,VP,SC	20			
55769	LA FOA	05/23/1994	Active	10	0	0	0	0.00%	10		3		2	VP	1			
47479	MONT DORE	06/11/1987	Active	12	0	0	0	0.00%	12		8			R	2			
49788	MONT DORE DELICIOSA	07/24/1989	Active	17	0	2	-2	-10.53%	18	6	2			M,VP,SC	3		\$2,706.02	
30809	NEW CALEDONIA NORTH	05/05/1975	Active	8	0	0	0	0.00%	8		9		9	P,T,M,VP,SC	24+			
27951	NOUMEA	03/13/1961	Active	39	1	4	-3	-7.14%	42	10	4			N	0		\$500.00	
35700	NOUMEA BOUGAINVILLE	05/26/1978	Active	25	0	1	-1	-3.85%	26	23	2			N	M	24+		
56103	NOUMEA GRAND LARGE	09/26/1994	Active	11	0	0	0	0.00%	11		0			N	M,SC	24+		
49017	NOUMEA LINCKIA	11/10/1988	Active	17	3	3	0	0.00%	19	0	2			N	0		\$770.00	
133827	Nouméa Nautilé	03/07/2018	Active	16	4	3	1	6.67%	14	2	0			N	0		\$2,500.00	

Clubs Cancelled Previous Fiscal Year – Clubs Cancelled within last 12 months may be reinstated

Club Number	Club Name	Charter Date	Current Status*	Cancellation Date
47478	DUMBEA	06/11/1987	Cancelled(6*)	01/29/2024

Current Total Clubs Count	YTD New Clubs Count	YTD Cancelled Clubs Count	YTD Net Club Gain	Current Total Members Count	YTD YTD Add	YTD YTD Drop	YTD Net Growth	YTD Net Growth %	Member Count 12 Months Ago	Average Member Count Per Club	% of Clubs with less than 20 members	% No MMR in 3 Months	% No Officer Report in 12 Months	% of Clubs with balance 90+ days	Number of Clubs in Status Quo	% Status Quo Clubs in Financial Suspension	Number of Cancelled Clubs	Average Cancelled Club Age	Members Lost Due to Cancellation	% of Clubs Cancelled for Non-Financial Reasons
11	0	0	0	175	9	13	-4	-2.23%	179	16	82%	36%	0%	0%	0	0%	0	0	0	0%

\* - P - Priority Club. Cancellation Reasons: 1-Objectives/conduct, 2-Non-active club, 5-Non-existing club, 6-Disbanding, 7-Merger, 8-Financial Suspension, 9-District/Multiple District Dues.

\*\* - Abbreviation: P-President, S-Secretary, T-Treasurer, M-Member Chairperson, VP-First Vice President, MC-Communications Chairperson, SC-Service Chairperson

\*\*\* - Abbreviation: N/R - Never reported using the Lions Clubs website, N/A - Not applicable, No password registered for the Lions Clubs website.

\*\*\*\* - Abbreviation: N - New, IP - Immediate Past, R - Repeat.